

•THE GREAT•
WISCONSIN
QUILT
SHOW

Sept. 10-12, 2026
Madison, Wisconsin

Exhibition Hall at the
Alliant Energy Center

quiltshow.com



**REGISTER
EARLY!**

quiltshow.com

Echinacea Quilt

Created by Lorraine Stenoish, Green Bay, Wisconsin
Quilted by Wendy Fuller, Dynamic Stitches by Wendy

2025 First Place

Wall Quilts, Machine Quilted, Appliqued

Create. Learn. Celebrate.

Dream in a colorful world of quilts.

The Great Wisconsin Quilt Show is an annual three-day event in Madison, Wisconsin, that showcases the artistry and incredible talent of quilters.

Co-presented by PBS Wisconsin and Nancy Zieman Productions, the event carries on the legacy of the late Nancy Zieman, a lifelong learner and educator at heart who made sewing and quilting approachable for everyone.

On the following pages you'll find everything you need to plan for your Great Wisconsin Quilt Show experience.

Explore hundreds of educational opportunities to take the first step or learn an advanced technique, including One-Hour lectures, Hands-On workshops and Sit & Sew workshops, all facilitated by leading quilt educators.

View our extensive list of vendors who travel to The Great Wisconsin Quilt Show to showcase the latest fabrics, threads, notions and sewing machines. With a vendor mall covering 100,000 square feet, you can spend an entire day shopping!

And, of course, QUILTS! Our 10-category Quilt Contest exhibit features hundreds of beautiful quilts. Find inspiration for your next project in this exhibit and our other special quilt exhibits.


The Great Wisconsin Quilt Show is proud to bring quilters together each year in Madison, Wisconsin, and we can't wait to welcome you back.

PBS Wisconsin
Nancy Zieman Productions

 **PBS Wisconsin**

NANCY ZIEMAN
Sew • Quilt • Create **PRODUCTIONS LLC**





- ▶ One-Hour Lectures 4
- ▶ Schedule at a Glance 10
- ▶ Sit & Sew Workshops 12
- ▶ Hands-On Workshops 14
- ▶ Vendor List & Event Map 16
- ▶ Special Evening Events 18
- ▶ Stage Presentations 18
- ▶ Quilt Appraisals 19
- ▶ Event Sponsors. 19
- ▶ Quilt Exhibits. 20
- ▶ Plan Your Visit 22
- ▶ Registration Information 23

◆THE GREAT◆
 WISCONSIN
 QUILT
 SHOW

EXHIBITION HALL *at the*
ALLIANT ENERGY CENTER

.....

THURSDAY, SEPT. 10 9 A.M.–6 P.M.
FRIDAY, SEPT. 11 9 A.M.–6 P.M.
SATURDAY, SEPT. 12 9 A.M.–5 P.M.

.....

ADVANCE ADMISSION*

\$12 daily
 \$17 two-day
 \$20 three-day

AT-THE-DOOR ADMISSION*

\$15 daily
 \$20 two-day
 \$23 three-day

*Plus parking, lecture, workshop and evening event fees

.....

REGISTER TODAY!

quiltshow.com

.....

Presented By:



Discover new ideas and helpful tips from leading quilt educators. Unless otherwise noted, one-hour lectures cost \$12 each in advance (\$14 on-site). Lectures are listed alphabetically by presenters' last names. The lecture schedule at a glance is on page 10.

Register online at quiltshow.com.

PRESENTERS INCLUDE



Denise Abel



Kayla Bain



Ilene Bartos



Amanda Bauer-Frisch



Shane Boeder



Steve Butler



Jennifer Chiaverini



Emily Courtois

Assistive listening devices and large print formats of the schedules are available upon request. To request an accessibility accommodation, please contact us at quiltshow@pbswisconsin.org or call 608-265-3854.

One -

Q26CC | 11:30 a.m. Thursday, Friday & Saturday

Piece & Quilt In The Hoop With an Embroidery Machine

Denise Abel, Nancy Zieman Sewing Studio & Quilt Shop

Learn how to piece a perfect block all in the hoop of an embroidery machine. Then see how computerized machine quilting can add a bold mix of traditional, floral and geometric motifs for quilting your next project.

Q26FB | 4:00 p.m. Thursday, Friday & Saturday

Legit Kits: 92 FPP Designs and Counting!

Dana Altman, Legit Kits

Legit Kits, the only quilt product ever featured on Shark Tank, puts beautiful, artistic quilts within reach of any quilter who can sew a straight line. Join certified instructor Dana for a session packed with learning, inspiration and amazing examples. Experience the magic of Foundation Paper Piecing!

Q26DD | 1:00 p.m. Thursday, Friday & Saturday

Pieced to Polished: Prepping Quilts for the Longarm

Kayla Bain, 31 Lemons Quilting

Learn how to properly prepare a quilt top, batting and backing for longarm quilting, including pressing, trimming, measuring and packaging.

Q26BD | 10:00 a.m. Thursday, Friday & Saturday

Fabulous Borders and Sashings

Ilene Bartos, Ilene Bartos Designs

Have you got a stack of blocks sitting there waiting for inspiration to strike so you can finish the project? There will be great ideas presented, including how to increase the size of the quilt, multiple-colored borders, how to audition ideas and more. You will leave inspired to finish up a project on your list so you can start a new one!

Q26FE | 4:00 p.m. Thursday, Friday & Saturday

The Mental Health Benefits of Quilting

Amanda Bauer-Frisch, Quilting Legacies

Quilting is more than a craft — it's a powerful tool for mental well-being. Explore how quilting supports stress reduction, mindfulness, resilience and connection. Learn why needle and thread can be as healing as they are creative.

Q26FC-F | 4:00 p.m. Friday

Designing Quilts That Let Fabric Shine

Benartex Designer Fabrics

Great fabric deserves to take center stage. Join Lisa Swenson Ruble, Kari Mathews and Stephanie Sheridan as they share how thoughtful pattern design, scale and layout can highlight fabric. Learn practical ways to simplify, adapt and design quilts that feel cohesive, intentional and timeless across skill levels.

Hour Lectures

Q26FF | 4:00 p.m. Thursday, Friday & Saturday

Stitching Ourselves: The Art of Daily Feminism

Shane Boeder

For many women, stitching, quilting and weaving are not merely “women’s work” but their very voices. As autobiographies in cloth and thread, they link women across generations and cultures. By revealing the intimacy of their creativity as political acts of testimony and community, their works are stories of empowerment and activism. This presentation highlights examples from creative women in the U.S. and across the globe.

Q26DE | 1:00 p.m. Thursday, Friday & Saturday

Necessary Notions

Steve Butler, The Colonial Needle Company

Fashion, quilting and home decor all have necessary notions that will help you achieve your creative intent! See all the latest sewing notions and learn how to apply them to bring your creative vision to life.

Q26DA | 1:00 p.m. Thursday, Friday & Saturday

"The Patchwork Players"

Jennifer Chiaverini

Madison’s own internationally bestselling author Jennifer Chiaverini presents the newest novel in her beloved Elm Creek Quilts series, “The Patchwork Players.” Join in a lively Q&A and discover what exciting adventures Jennifer has in store for her readers next.

Q26FC-T | 4:00 p.m. Thursday

Rediscover Your Quilting Motivation

Emily Courtois

Clinical psychologist and Madison Modern Quilt Guild President Dr. Emily Courtois draws upon her years of experience guiding artists in therapy. She will share psychology-based methods for assessing and maintaining your quilting motivation, and apply them to a project tracking framework that keeps you organized and excited to sew!

Q26DB | 1:00 p.m. Thursday & Friday

Conquering Curves: Popular Industry Templates Help You Achieve Excellent Results

Maday Delgado, Free Spirit Designs by Maday LLC

Maday is known for her bold compositions and her love of sewing curves. In this lecture she will share popular industry templates she uses to teach from and achieve excellent results. She will also discuss tips and tricks to elevate your curved piecing technique.

Q26CD | 11:30 a.m. Thursday, Friday & Saturday

NO UFOs!

Margaret Fisher

Learn how a project becomes a UFO and establish a process to evaluate and move forward with each one as an individual project. Attendees will consider how to avoid creating more UFOs in the future.

Q26AD | 8:30 a.m. Thursday, Friday & Saturday

Sort N’ Release in Your Quilting Space

Mary Fisher, Sort N’ Release Organizing LLC

Mary has been a professional organizer in the Madison area since 2007 and a quilter for over 40 years. She presents her TACKLE Method of organizing along with photos of quilt studio makeovers. Be inspired to rethink how to organize your supplies, stash and space!

Q26CE | 11:30 a.m. Thursday, Friday & Saturday

How to Design, Construct and Frame Quilted Art

Jane Foos, Jane Foos Studio

A dilemma: you want to create more art quilts but the beds are covered and wall space is limited. Consider sizing your next quilt for framing and hang as visual art. Join fiber artist Jane Foos as she shares her design considerations, construction tips and frame options for art quilts.

Q26BA | 10:00 a.m. Thursday, Friday & Saturday

Fun with Flight Packs

Judy Gauthier, Bungalow Quilting

Learn how to make sensational quilts using a flight pack and a layer cake. See how to use the flight pack ruler to revolutionize your use of layer cakes.

Q26CF | 11:30 a.m. Thursday, Friday & Saturday

Tried and True Piecing: Hand or Machine

Jane Godshall, PlainJane Threads

Quilting offers something for everyone, whether it’s by hand or machine. Both use techniques that result in quilts that inspire and are fun to make. What do you love about quilting and what draws you to it? Let’s explore together tried and true quilting methods and see what has happened over the years and into the 21st century while respecting the past.

Q26EC-F | 2:30 p.m. Friday

Quilt Care 101: Cleaning and Storing Quilts

Darlene Habanek, Wisconsin Quilt History Project

Quilts are made with love and care, so it is extra important to know how to care and preserve them! Learn different cleaning methods and storage techniques. Attendees may bring problem quilts to discuss.

Discover new ideas and helpful tips from leading quilt educators. Unless otherwise noted, one-hour lectures cost \$12 each in advance (\$14 on-site). Lectures are listed alphabetically by presenters' last names. The lecture schedule at a glance is on page 10.

Register online at quiltshow.com.

PRESENTERS INCLUDE



Maday Delgado



Margaret Fisher



Mary Fisher



Jane Foos



Judy Gauthier



Jane Godshall



Yaya Han



Bill Hoernke

Assistive listening devices and large print formats of the schedules are available upon request. To request an accessibility accommodation, please contact us at quiltshow@pbswisconsin.org or call **608-265-3854**.

One -

Q26AC | 8:30 a.m. Thursday & Saturday

My Quilt Top is Done ... Now What?

Bill Hoernke

You've spent hours piecing together your quilt tops. What should you do next? Bill will present several options for getting your quilts finished! Whether you have someone else quilt them or you do it yourself, there are many things to consider.

Q26AC-F | 8:30 a.m. Friday

What is Triaxial Fabric Weaving?

Bill Hoernke

Bill explains what triaxial fabric weaving is and shares how to do it. Using this technique, it's really not that hard to make 3-D block designs or a beautiful star pattern. Both would be tedious to make using traditional patchwork. Bill shows many samples and explains how to make them.

Q26DF-T | 1:00 p.m. Thursday

Beyond the Quilt

TaMara Howard, Folk Quilts LLC

Explore how African batiks, mud cloth and heritage textiles can move beyond quilts into contemporary craft, home décor, wearable goods and fine art. Through stories, market experiences and finished pieces, TaMara Howard shares how she transforms meaningful cloth into a cohesive collection spanning utility, design and artistic expression.

Q26FD | 4:00 p.m. Thursday, Friday & Saturday

All About Scissors

Alena Joling, Moleta: Artisanal Sharpening

Learn all about the scissors you rely on to make your ideas come to life! From what to look for in a new pair to how to spot an antique worth grabbing and what you can do between sharpenings to make them last even longer.

Q26BE | 10:00 a.m. Thursday, Friday & Saturday

Make Your Mark

Gretchen Keller

Get inspired! Adding hand embroidery to a small quilt personalizes your project and adds an extra layer of visual interest. Ideas will be flowing as you see a wide variety of examples from easy stitches to more complex designs. Hear about helpful tools, techniques and tips. Whether you are a beginner or experienced quilter, modern or traditional, you can make your mark!

Q26EF | 2:30 p.m. Thursday, Friday & Saturday

Tell Me a Story

Chris Lynn Kirsch

Looking at a quilt can be very satisfying, like eating a good meal. But when you know the quilt's story, that's like getting dessert! This talk will include quilts, photos and stories — some from Chris' collection never shared before — and many others from her friends.

Hour Lectures

Q26AB | 8:30 a.m. Thursday, Friday & Saturday

Temperature Quilts

Laurie Landree

Weather geeks and color enthusiasts unite! Learn about the trend of creating a temperature quilt based on local or historical weather daily highs and lows and assigning colors of fabric to various degrees of weather. Featuring quilt blocks and finished quilts and how to retrieve and record weather data.

Q26CB | 11:30 a.m. Thursday, Friday & Saturday

Quick and Easy Quilts

Kate LeRoy, Barn Door Quilts

We will share several projects, including five yard quilts, that you can make that are budget and time friendly. No one has to know how easy they were to make!

Q26EE | 2:30 p.m. Thursday, Friday & Saturday

Perfecting Your Quarter-Inch Seam Allowance

Rebecca Lidstrom, Studio R Quilts

Are you frustrated sewing a quarter-inch seam allowance that never seems accurate? Learn how to set and test your quarter-inch seam allowance to achieve the perfect seam. You'll leave this lecture with actionable steps and helpful tips that will help you master this fundamental skill and improve your piecing accuracy.

Q26EB-S | 2:30 p.m. Saturday

Quilting Life's Memories with Story Quilts

Shari Liesch

Special memories, interests and dreams are a great inspiration for story quilt designs. Story quilt history will be explored. Participants will be encouraged to reminisce and discuss design ideas for their own story quilt blocks. Participants will also be asked to draw or design several quilt squares on paper and learn how to weave their story into a finished quilt.

Q26EC | 2:30 p.m. Thursday & Saturday

Perfect Points and Pure Motives?

Jess Maas, Nancy Zieman Sewing Studio & Quilt Shop

For nearly as long as people have stitched up quilts, there have been quilt contests. Join award-winning historian Jess Maas to learn more about quilt contests throughout history. She will discuss county and state fairs, as well as special exhibitions. Quilters have done their best to make their best quilts throughout the years, but have they always been honest about it? Attend this lecture to find out!

Q26AF | 8:30 a.m. Thursday, Friday & Saturday

Seeing Like an Artist: Observation in Quilt Design

Ann Marsh

Unlock your creative potential by learning to translate the world around you into original textile art. This lecture explores how intentional observation of value, line and composition can spark unique designs. Move beyond patterns and discover how to train your artist's eye to see inspiration everywhere, turning everyday sights into extraordinary quilt compositions.

Q26DB-S | 1:00 p.m. Saturday

Let Fate Decide: Using Prompts in Your Creative Process

Teresa Fiehn Millies

Are you feeling a little bored or overwhelmed with decision fatigue? Learn about how to use prompts to find balance and freedom in your creative practice.

Q26BB | 10:00 a.m. Thursday, Friday & Saturday

Deconstructed Color Theory by Cherrywood

Karla Overland, Cherrywood Fabric Inc.

Peek inside the mind of Karla Overland, owner of Cherrywood Hand Dyed Fabrics. This slide presentation will give a visual look into how she comes up with gradations of color by analyzing what she sees and breaking it down to its position on the color wheel. Build your color confidence!

Q26BF | 10:00 a.m. Thursday & Friday

Bilingual Quilting

Lina Owen, Quilting with Latinas

Quilting with Latinas works to create a welcoming, bilingual and inclusive community where quilting becomes a space to learn, connect and celebrate our stories. Learn more about their work to inspire and empower quilters of all levels, and increase the presence of Latina women in quilting.

Q26AE-S | 8:30 a.m. Saturday

Jelly Roll Rug

Sherry Pategas, Sherry's Knit-n-Stuff

Discover a whole new way to use your favorite fabrics by making them into a jelly roll rug! Sherry will share tips, tricks and tools to create a professional looking jelly roll rug.

Q26FA | 4:00 p.m. Thursday, Friday & Saturday

LeMoynes Made Easier

Teresa Pelton, Amazing Creations By T

Have you feared putting together a quilt with LeMoynes Stars? Fear no more! With Deb Tucker's Studio 180 Design Rapid Fire LeMoynes Star tools, technique sheets and patterns, you'll make LeMoynes Star blocks with ease and beauty. Join Teresa on a journey of the LeMoynes Star. The trunk show will highlight the beautiful LeMoynes Star block possibilities.

Discover new ideas and helpful tips from leading quilt educators. Unless otherwise noted, one-hour lectures cost \$12 each in advance (\$14 on-site). Lectures are listed alphabetically by presenters' last names. The lecture schedule at a glance is on page 10.

Register online at quiltshow.com.

PRESENTERS INCLUDE



TaMara Howard



Alena Joling



Gretchen Keller



Chris Lynn Kirsch



Kate LeRoy



Rebecca Lidstrom



Jess Maas



Lina Owen

Assistive listening devices and large print formats of the schedules are available upon request. To request an accessibility accommodation, please contact us at quiltshow@pbswisconsin.org or call 608-265-3854.

One -

Q26AE | 8:30 a.m. Thursday & Friday

Saving Our Heritage: Quilt Care and Restoration

Barbara Peterson, Attic Window

This lecture discusses how to best preserve our quilt heritage, from antique quilts to modern. Topics include how to clean and store quilts; how to finish quilt blocks or tops; and examples of how to do minor repairs. Please feel free to bring your quilts for finishing or repair advice.

Q26EA | 2:30 p.m. Thursday & Saturday

Patriotic Quilts: Antique and Vintage Quilts

Carol Pilgrim

To celebrate the 250th anniversary of the great United States of America, we'll explore how patriotism and quilting have gone hand in hand during our country's history. Carol will be showing quilts from her personal collection with a patriotic theme or fabric.

Q26CA | 11:30 a.m. Thursday, Friday & Saturday

Thread Mastery

Bob Purcell, YLI Threads

Become a THREAD MASTER at the new Thread Mastery Institute (TMI). Bob Purcell will draw on his 28 years of thread experience and explain thread, needles and tension in simple terms. You will learn thread types and characteristics, when to use which types, thread weights made easy, needles, tension settings and problem solving.

Q26DF | 1:00 p.m. Friday & Saturday

Organize Your Sewing Room

Beth Randall, Joe Organizer LLC

Organizing your notions to fabrics, scraps and unfinished projects, this presentation will cover it all. It also includes exactly how to tackle the project from start to finish with great storage ideas. You will be motivated to organize your sewing room so you can do what you love to do: be creative and sew!

Q26FC-S | 4:00 p.m. Saturday

Threads, Needles and Batting

Nancy Roelfsema, Quilting with Nancy

Learn more about threads, needles and battings to be sure you are using the best supplies available. With over 30 years of experience as a seamstress and quilter, Nancy has tried just about all the products there are to use when sewing. This slideshow and quilt sample event will give you the information you need to make the best choices for all your future quilt and garment making.

Hour Lectures

Q26BC | 10:00 a.m. Thursday, Friday & Saturday

Confessions of a Quilt Magazine Editor

Lisa Swenson Ruble

Lisa offers an insider's look at the world of quilt magazine publishing. Drawing on eight years of experience as an editor for several quilt magazines, she provides a behind-the-scenes look at assigning projects to designers, the magic of photoshoots and how a magazine comes together. This lecture includes a trunk show of projects she's had featured in quilting magazines.

Q26AA | 8:30 a.m. Thursday, Friday & Saturday

Rulerwork 101

Patricia Simons, Quilter's Rule International, a division of Laser Excel

Are you curious about the new technique of ruler quilting? Are you looking for answers to the "what/why/how" questions regarding "Ruler Quilting"? Whether you have a home machine or a longarm, get the facts about machine quilting with rulers and templates. Learn: Why there are different thicknesses; How to get points or small designs; and the most important: Four techniques to create stunning designs using rulers and templates. Join Patricia in the exciting world of ruler quilting.

Q26DC | 1:00 p.m. Thursday, Friday & Saturday

Patriotic Patchwork for America250

Deanna Springer, Nancy Zieman Sewing Studio & Quilt Shop

Sew a plethora of patriotic projects with easy Quilt As You Go (QAYG). See how to efficiently die cut star quilt blocks and appliqués with AccuQuilt. Learn how to piece no-hassle, half-square triangles. Plus, enjoy a free pattern from Bernartex! See a trunk show of Americana projects to sew for the Semiquincentennial!

Q26ED | 2:30 a.m. Thursday, Friday & Saturday

Versatile Quilted Jackets

Sara Stoltman, Thread Maven Stitching

Quilted jackets have become all the rage lately. Learn how to go beyond commercially available jacket patterns and truly make a quilt jacket fit for your life by customizing features. Consider all the ways that you can make quilted outerwear unique to you and have a piece you'll love to wear

Q26EB-T | 2:30 p.m. Thursday

Sew Like a Pro

Joe Vecchiarelli, French European Inc.

While you may have started sewing as a hobby, repeating rookie mistakes ruins all the fun. Spend one hour with expert designer Joe Vecchiarelli, who will have you stitching like the pros. Learn innovative techniques and special tricks to build your sewing skills. Joe will share professional fitting secrets too, including topics that are not taught anywhere else.

Q26EB-F | 2:30 p.m. Friday

Making a Dress Form Fit You

Joe Vecchiarelli, French European Inc.

Designed to mirror your own unique silhouette, a professional dress form will transform the way you sew clothing for yourself. Fashion designer to the stars Joe Vecchiarelli will discuss different options for the body double and show features of the French European form. Each student will be measured in class to fit a body form; then learn techniques to couture shaping.

Q26BF-S | 10:00 a.m. Saturday

Fearless Quilting — Quilt As You Go Options

Elayne West, The Sewing Basket

Most people struggle with the quilting process. Quilt As You Go (QAYG) opens the door to a number of different options. This trunk show and demo shows samples of the following techniques: QAYG construction, sashing on front, no sashing on front and even no quilting at all! Join us to take the fear out of quilting your projects.

Q26EA-F | 2:30 p.m. Friday

Virtual Voyages

Victoria Findlay Wolfe, Victoria Findlay Wolfe Quilts

Incorporating digital images printed on fabric is the common element in Victoria Findlay Wolfe's Virtual Voyage series of contemporary art quilts. She will talk about her design process and the stories behind these quilts to capture the creative essence of a memory in a tangible form.



At A Glance

Thursday SEPT. 10		Mendota M-4 1st floor	Mendota M-8 1st floor	Monona MO 2nd floor	Wingra WI 2nd floor
8:30 a.m.	Q26AA-T Rulerwork 101 <i>Patricia Simons</i>	Q26AB-T Temperature Quilts <i>Laurie Landree</i>	Q26AC-T Quilt Top Done...Now What? <i>Bill Hoernke</i>	Q26AD-T Sort N' Release <i>Mary Fisher</i>	
10:00 a.m.	Q26BA-T Fun Flight Packs <i>Judy Gauthier</i>	Q26BB-T Deconstructed Color <i>Karla Overland</i>	Q26BC-T Confessions of an Editor <i>Lisa Swenson Ruble</i>	Q26BD-T Fabulous Borders & Sashings <i>Ilene Bartos</i>	
11:30 a.m.	Q26CA-T Thread Mastery <i>Bob Purcell</i>	Q26CB-T Quick & Easy Quilts <i>Kate LeRoy</i>	Q26CC-T Piece & Quilt in the Hoop <i>Denise Abel</i>	Q26CD-T NO UFOs! <i>Margaret Fisher</i>	
1:00 p.m.	Q26DA-T The Patchwork Players <i>Jennifer Chiaverini</i>	Q26DB-T Conquering Curves <i>Maday Delgado</i>	Q26DC-T Patriotic Patchwork <i>Deanna Springer</i>	Q26DD-T Prepping for the Longarm <i>Kayla Bain</i>	
2:30 p.m.	Q26EA-T Patriotic Quilts <i>Carol Pilgrim</i>	Q26EB-T Sew Like a Pro <i>Joe Vecchiarelli</i>	Q26EC-T Perfect Points & Pure Motives <i>Jess Maas</i>	Q26ED-T Versatile Quilt Jackets <i>Sara Stoltman</i>	
4:00 p.m.	Q26FA-T LeMoyné Stars <i>Teresa Pelton</i>	Q26FB-T Legit Kits <i>Dana Altman</i>	Q26FC-T Quilting Motivation <i>Emily Courtois</i>	Q26FD-T All About Scissors <i>Alena Joling</i>	

Friday SEPT. 11		Mendota M-4 1st floor	Mendota M-8 1st floor	Monona MO 2nd floor	Wingra WI 2nd floor
8:30 a.m.	Q26AA-F Rulerwork 101 <i>Patricia Simons</i>	Q26AB-F Temperature Quilts <i>Laurie Landree</i>	Q26AC-F Triaxial Fabric Weaving? <i>Bill Hoernke</i>	Q26AD-F Sort N' Release <i>Mary Fisher</i>	
10:00 a.m.	Q26BA-F Fun Flight Packs <i>Judy Gauthier</i>	Q26BB-F Deconstructed Color <i>Karla Overland</i>	Q26BC-F Confessions of an Editor <i>Lisa Swenson Ruble</i>	Q26BD-F Fabulous Borders & Sashings <i>Ilene Bartos</i>	
11:30 a.m.	Q26CA-F Thread Mastery <i>Bob Purcell</i>	Q26CB-F Quick & Easy Quilts <i>Kate LeRoy</i>	Q26CC-F Piece & Quilt in the Hoop <i>Denise Abel</i>	Q26CD-F NO UFOs! <i>Margaret Fisher</i>	
1:00 p.m.	Q26DA-F The Patchwork Players <i>Jennifer Chiaverini</i>	Q26DB-F Conquering Curves <i>Maday Delgado</i>	Q26DC-F Patriotic Patchwork <i>Deanna Springer</i>	Q26DD-F Prepping for the Longarm <i>Kayla Bain</i>	
2:30 p.m.	Q26EA-F Virtual Voyages <i>Victoria Findlay Wolfe</i>	Q26EB-F Making a Dress Form Fit <i>Joe Vecchiarelli</i>	Q26EC-F Quilt Care 101 <i>Darlene Habanek</i>	Q26ED-F Versatile Quilt Jackets <i>Sara Stoltman</i>	
4:00 p.m.	Q26FA-F LeMoyné Stars <i>Teresa Pelton</i>	Q26FB-F Legit Kits <i>Dana Altman</i>	Q26FC-F Designing Quilts <i>Benartex Designer Fabrics</i>	Q26FD-T All About Scissors <i>Alena Joling</i>	

Saturday SEPT. 12		Mendota M-4 1st floor	Mendota M-8 1st floor	Monona MO 2nd floor	Wingra WI 2nd floor
8:30 a.m.	Q26AA-S Rulerwork 101 <i>Patricia Simons</i>	Q26AB-S Temperature Quilts <i>Laurie Landree</i>	Q26AC-S Quilt Top Done...Now What? <i>Bill Hoernke</i>	Q26AD-S Sort N' Release <i>Mary Fisher</i>	
10:00 a.m.	Q26BA-S Fun Flight Packs <i>Judy Gauthier</i>	Q26BB-S Deconstructed Color <i>Karla Overland</i>	Q26BC-S Confessions of an Editor <i>Lisa Swenson Ruble</i>	Q26BD-S Fabulous Borders & Sashings <i>Ilene Bartos</i>	
11:30 a.m.	Q26CA-S Thread Mastery <i>Bob Purcell</i>	Q26CB-S Quick & Easy Quilts <i>Kate LeRoy</i>	Q26CC-S Piece & Quilt in the Hoop <i>Denise Abel</i>	Q26CD-S NO UFOs! <i>Margaret Fisher</i>	
1:00 p.m.	Q26DA-S The Patchwork Players <i>Jennifer Chiaverini</i>	Q26DB-S Let Fate Decide <i>Teresa Fiehn Millies</i>	Q26DC-S Patriotic Patchwork <i>Deanna Springer</i>	Q26DD-S Prepping for the Longarm <i>Kayla Bain</i>	
2:30 p.m.	Q26EA-S Patriotic Quilts <i>Carol Pilgrim</i>	Q26EB-S Quilting Life's Memories <i>Shari Liesch</i>	Q26EC-S Perfect Points & Pure Motives <i>Jess Maas</i>	Q26ED-S Versatile Quilt Jackets <i>Sara Stoltman</i>	
4:00 p.m.	Q26FA-S LeMoyné Stars <i>Teresa Pelton</i>	Q26FB-S Legit Kits <i>Dana Altman</i>	Q26FC-S Threads, Needles & Batting <i>Nancy Roelfsema</i>	Q26FD-S All About Scissors <i>Alena Joling</i>	

•THE GREAT WISCONSIN• QUILT SHOW

Waubesa WA 2nd floor

Kegonsa KE 2nd floor

Sit & Sew Workshops Various Locations

Hands-on Workshops Various Locations

Q26AE-T
Saving Our Heritage
Barbara Peterson

Q26AF-T
Seeing Like an Artist
Ann Marsh

9:00 a.m. – 12:00 p.m.

9:00 a.m. – 12:00 p.m.

Q26BE-T
Make Your Mark
Gretchen Keller

Q26BF-T
Bilingual Quilting
Lina Owen

Q26WAA-T | Winter Breeze Table Runner
Q26WAB-T | Ruler Work on a Domestic Machine
Q26WAC-T | Mastering Essential Flying Geese
Q26WAD-T | Quilt, Slash, Create
Q26WAE-T | EPP by Machine
Q26WAF-T | Building Your Freemotion Catalog
Q26WAG-T | Star Burst: Making Stars from Strips

Q26HAA-T | Custom Sleeve Made to You
Q26HAB-T | Creating Indigo Fabrics
Q26HAC-T | Saving Private Ryan's Uniform: Caring for Heirloom Textiles at Home

Q26CE-T
Construct Quilted Art
Jane Foss

Q26CF-T
Tried & True Piecing
Jane Godshall

1:00 p.m. – 4:00 p.m.

1:00 p.m. – 4:00 p.m.

Q26DE-T
Necessary Notions
Steve Butler

Q26DF-T
Beyond the Quilt
TaMara Howard

Q26WPA-T | Crazy Patch Notebook Cover
Q26WPB-T | Getting Some ZZzS
Q26WPC-T | Flutterbye Bargello
Q26WPD-T | Twisted Log Cabin No Tear, No Tear FPP
Q26WPE-T | Stand-Up Zipper Bag
Q26WPF-T | Building Your Freemotion Catalog
Q26WPG-T | Prairie Petals: Curved Piecing & More

Q26HPA-T | Create a Fusible Appliqué
Q26HPB-T | EPP Diamonds
Q26HPC-T | Make a Face!

Q26EE-T
Seam Allowance
Rebecca Lidstrom

Q26EF-T
Tell Me a Story
Chris Lynn Kirsch

Q26FE-T
Mental Health Benefits
Amanda Bauer-Frisch

Q26FF-T
Stitching Ourselves
Shane Boeder

Waubesa WA 2nd floor

Kegonsa KE 2nd floor

Sit & Sew Workshops Various Locations

Hands-on Workshops Various Locations

Q26AE-F
Saving Our Heritage
Barbara Peterson

Q26AF-F
Seeing Like an Artist
Ann Marsh

9:00 a.m. – 12:00 p.m.

9:00 a.m. – 12:00 p.m.

Q26BE-F
Make Your Mark
Gretchen Keller

Q26BF-F
Bilingual Quilting
Lina Owen

Q26WAA-F | Winter Breeze Table Runner
Q26WAB-F | Ruler Work on Domestic Machine
Q26WAC-F | Mastering Essential Flying Geese
Q26WAD-F | The Art of Improv Curved Piecing
Q26WAE-F | EPP by Machine
Q26WAF-F | Building Your Freemotion Catalog
Q26WAG-F | Star Burst: Making Stars from Strips

Q26HAA-F | Draping a Bodice
Q26HAB-F | Creating Indigo Fabrics
Q26HAC-F | Saving Private Ryan's Uniform: Caring for Heirloom Textiles at Home

Q26CE-F
Construct Quilted Art
Jane Foss

Q26CF-F
Tried & True Piecing
Jane Godshall

1:00 p.m. – 4:00 p.m.

1:00 p.m. – 4:00 p.m.

Q26DE-F
Necessary Notions
Steve Butler

Q26DF-F
Organize Your Sewing
Beth Randall

Q26WPA-F | Crazy Patch Notebook Cover
Q26WPB-F | Getting Some ZZzS
Q26WPC-F | Flutterbye Bargello
Q26WPD-F | Common Ground
Q26WPE-F | Stand-Up Zipper Bag
Q26WPF-F | Building Your Freemotion Catalog
Q26WPG-F | Prairie Petals: Curved Piecing & More

Q26HPA-F | Create a Fusible Appliqué
Q26HPB-F | EPP Diamonds
Q26HPC-F | Make a Face!

Q26EE-F
Seam Allowance
Rebecca Lidstrom

Q26EF-F
Tell Me a Story
Chris Lynn Kirsch

Q26FE-F
Mental Health Benefits
Amanda Bauer-Frisch

Q26FF-F
Stitching Ourselves
Shane Boeder

Waubesa WA West 2nd floor

Kegonsa KE 2nd floor

Sit & Sew Workshops Various Locations

Hands-on Workshops Various Locations

Q26AE-S
Jelly Roll Rug
Sherry Pategas

Q26AF-S
Seeing Like an Artist
Ann Marsh

9:00 a.m. – 12:00 p.m.

9:00 a.m. – 12:00 p.m.

Q26BE-S
Make Your Mark
Gretchen Keller

Q26BF-S
Fearless Quilting
Elayne West

Q26WAA-S | Winter Breeze Table Runner
Q26WAB-S | Ruler Work on Domestic Machine
Q26WAC-S | Mastering Essential Flying Geese
Q26WAD-S | Quilt, Slash, Create
Q26WAE-S | EPP by Machine
Q26WAF-S | Building Your Freemotion Catalog
Q26WAG-S | Loops & Lines

Q26HAA-S | Pants Made to Fit You
Q26HAB-S | The Art of Shibori
Q26HAC-S | Introduction to Wool Appliqué

Q26CE-S
Construct Quilted Art
Jane Foss

Q26CF-S
Tried & True Piecing
Jane Godshall

1:00 p.m. – 4:00 p.m.

1:00 p.m. – 4:00 p.m.

Q26DE-S
Necessary Notions
Steve Butler

Q26DF-S
Organize Your Sewing
Beth Randall

Q26WPA-S | Crazy Patch Notebook Cover
Q26WPB-S | Fusible Appliqué & Embellishment
Q26WPC-S | Flutterbye Bargello
Q26WPD-S | Common Ground
Q26WPE-S | Stand-Up Zipper Bag
Q26WPF-S | Building Your Freemotion Catalog
Q26WPG-S | Taco Love

Q26HPA-S | Create a Fusible Appliqué
Q26HPB-S | Triaxial Weaving
Q26HPC-S | Remix Lab: Modernizing Blocks

Q26EE-S
Seam Allowance
Rebecca Lidstrom

Q26EF-S
Tell Me a Story
Chris Lynn Kirsch

Q26FE-S
Mental Health Benefits
Amanda Bauer-Frisch

Q26FF-S
Stitching Ourselves
Shane Boeder

Sit & Sew

LEARN AND MASTER new techniques on a state-of-the-art sewing machine. Seating is limited, so register early! Print the workshop tools list and view full project photos at quiltshow.com/schedule and click on each class for more details.



Q26WPB-S | 1:00 p.m. - 4:00 p.m.
Saturday

Ilene Bartos

Fusible Appliqué and Embellishment

These small projects (12" x 12") look like they are difficult but are a lot of fun to do. Learn fusible appliqué, thread painting with a zigzag stitch, and beading. These hand-dyed projects will look adorable with your fall decorations. Your choice of either a pumpkin or an acorn. \$40 advance plus \$45 kit fee.




Q26WPB | 1:00 p.m. - 4:00 p.m.
Thursday & Friday

Bill Hoerneke

Getting Some ZZZs

Select bold large scale prints from a 10" layer cake or cut your own. This quilt designed by Patti Hellenbrand of Lodi, Wis., goes together quickly. Choose a light or dark background to go with your focus fabrics. You'll learn about the scant 1/4", pressing seams open and more. \$40 advance plus \$10 kit fee.



Q26WPC | 1:00 p.m. - 4:00 p.m.
Thursday, Friday & Saturday

Ruth Ann Berry

Flutterbye Bargello

Bargello construction is an easy technique that produces complex-looking results. Create the illusion of curves, motion and depth with strip-piecing and straight seams. \$40 advance plus \$60 kit fee.



Q26WPD | 1:00 p.m. - 4:00 p.m.
Friday & Saturday

TaMara Howard

Common Ground

Participants will learn to work with gentle curves to create structured blocks that feel dynamic yet grounded. Using African wax print, the class emphasizes confident curved piecing, thoughtful color placement and assembling repeated units into a cohesive quilt design. \$40 advance plus \$20 kit fee.



Q26WPE | 1:00 a.m. - 4:00 p.m.
Thursday, Friday & Saturday

Rose Mary Huber Pauls

Stand-Up Zipper Bag

This zipper bag will sit up on its own to use by your machine for quilting notions or as a bag to carry with you. This simple zipper technique will conquer your fear of zipper insertion. Several color options will be available. \$40 advance plus \$25 kit fee.



Q26WAD-F | 9:00 a.m. - 12:00 p.m.
Friday

Maday Delgado

The Art of Improv Curved Piecing

Few shapes have the commanding presence that curves generate in any artistic medium. Organic, improv curves offer timeless design options sure to delight makers and spark their imagination. Join Maday as we immerse ourselves in improvisation, color, design and curves! Sewing experience using a sewing machine is a pre-requisite. \$40 advance.



Q26WAF | 9:00 a.m. - 12:00 p.m.
Q26WPF | 1:00 p.m. - 4:00 p.m.
Thursday, Friday & Saturday

Lane Hunter

Building Your Personal Freemotion Catalog

Starting with basic lines and shapes, learn which muscles actually make freemotion possible. Then progress to create a range of designs that you can use to finish your quilts. We'll use BERNINA Q 16 sit-down longarms but the principles are universal. \$40 advance plus \$30 kit fee.



Q26WPD-T | 1:00 p.m. - 4:00 p.m.
Thursday

Jane Godshall

Twisted Log Cabin No Tear, No Tear EPP

With this method of Foundation Paper Piecing (NTNT FPP) those perfect points, arcs and spires are conquered. And best of all, with this technique you won't be sewing through the paper, so there is no fighting to tear off the paper in the end, and the pattern is reuseable. \$40 advance plus \$10 kit fee.



Q26WAD | 9:00 a.m. - 12:00 p.m.
Thursday & Saturday

Chris Lynn Kirsch

Quilt, Slash, Create

Take a wild and crazy jump into fiber art, even if you don't think you're creative! Start by making two "whole cloth" quilts from four fat quarters of fabric. Then, slash them into different shapes and stitch them back together. The result: two reversible art quilts. \$40 advance.



Q26WAC | 9:00 a.m. - 12:00 p.m.
Thursday, Friday & Saturday

Rebecca Lidstrom

Mastering the Essential Flying Geese

Master the flying geese block. Learn three methods for constructing flying geese and how to trim your blocks for a perfect finish. Explore different layouts and turn our flying geese blocks into a wall hanging. \$40 advance plus \$30 kit fee.



Q26WAB | 9:00 a.m. - 12:00 p.m.
Thursday, Friday, & Saturday

Nina McVeigh

Ruler Work on a Domestic Machine

Quilting with rulers is a great way to build confidence and precision in free-motion quilting. Learn to stitch straight lines, curves and circles using rulers. Discover how simple it is to create beautiful border and block designs with professional-looking results. \$40 advance plus \$30 kit fee.



Q26WAA | 9:00 a.m. - 12:00 p.m.
Thursday, Friday & Saturday

Pam Mahshie

Winter Breeze Table Runner

So you're a quilter, but is a serger for you? Absolutely! Explore the ways a serger can take your quilting to a whole new level. Blend decorative threads, create raw-edge appliqué, and even make half-square triangles — without using a rotary cutter! \$40 advance plus \$30 kit fee.



Q26WPG-S | 1:00 p.m. - 4:00 p.m.
Saturday

Lina Owen

Taco Love

Make a joyful zipper pouch inspired by bold color, folk art flair and a love for handmade details. Learn curved piecing, zipper installation and basic techniques while creating a fun, functional pouch. This class celebrates creativity, culture and confidence. \$40 advance plus \$42 kit fee.



Q26WPA | 1:00 p.m. - 4:00 p.m.
Thursday, Friday & Saturday

Pam Mahshie

Crazy Patch Notebook Cover

Ready to get a little crazy with your serger? Explore decorative threads and creative stitches using your serger. New to serging? No problem! Beginners are welcome. Have fun, build confidence and learn exciting new skills. \$40 advance plus \$30 kit fee.



Q26WAE | 9:00 a.m. - 12:00 p.m.
Thursday, Friday, & Saturday

Nancy Roelfsema

English Paper Piecing by Machine

Master a new machine method for English Paper Piecing (EPP) that allows you to sew without removing the paper. This innovative technique is perfect for crafting larger EPP designs and can also enhance your more traditional work. \$40 advance plus \$33 kit fee.




Q26WAG | 9:00 a.m. - 12:00 p.m.
Thursday & Friday

Kari Mathews

Star Burst: Making Stars from Strips

We will be making a Star Burst quilt, using Peaches and Cream by Benartex. The pattern has an oversized block, at 18". Blocks will be built by making strip sets, and cutting them using a template and ruler. \$40 advance plus \$59 kit fee.



Q26WAG-S | 9:00 a.m. - 12:00 p.m.
Saturday

Victoria Findlay Wolfe

Loops & Lines

Enjoy the curves with Victoria Findlay Wolfe! Learn her tips and tricks for precise cutting with the acrylic templates and sewing curves on the Loops & Lines block from her book, "The Quilting Experience." \$40 advance plus \$55 kit fee.



Q26WPG | 1:00 p.m. - 4:00 p.m.
Thursday & Friday

Kari Mathews


Prairie Petals: Curved Piecing and More

Make a Prairie Petals quilt using new Peaches and Cream fabric. Learn curved piecing on the blocks using traditional techniques and templates, and finish up with a demo on the pieced and appliquéd borders. \$40 advance plus \$63 kit fee.



Hands-On

EXPLORE AND CREATE in Hands-On workshops in topics such as hand quilting, surface design, art quilting and quilt design. No sewing machines needed. Print the workshop tools list and view full project photos at quiltshow.com/schedule. Click on each class for more details.



Q26HPC-S | 1:00 p.m. - 4:00 p.m.
Saturday

Lyndsey Eisenhardt

Remix Lab: Modernizing Traditional Blocks

Transform classic blocks into fresh designs using scale, alternate grids and intentional color. Participants will create their own unique block remix and leave with a design they can expand into a full quilt. This workshop suits quilters who want to deepen their design skills and bring more personality to their work. \$35 advance plus \$6 kit fee.



Q26 HPC | 1:00 p.m. - 4:00 p.m.
Thursday & Friday

Laurie Landree

Make a Face!

Explore your creativity by fusing a fat quarter-size artistic, improvisational female portrait wall hanging using Laurie's pattern and a raw-edged fused appliqué technique. Quilting/finishing will be completed after class. Lots of samples and embellishment ideas. Not based on a photo of a real person or a pet. \$35 advance plus \$17 kit fee.



Q26HAC | 9:00 a.m. - 12:00 p.m.
Thursday & Friday

Tamara Funk

Saving Private Ryan's Uniform: Caring for Heirloom Textiles at Home

Tamara Funk, Textiles Curator for the Wisconsin State Historical Society, shares the best ways to care for, store and display historic textiles, including a broad array of fiber textiles beyond quilts. There will also be a sneak peek into the ways textiles will be exhibited at the new Wisconsin History Center. Participants are invited to bring textiles, or images of textiles, that they would like to discuss. \$35 advance.



Q26HAC-S | 9:00 a.m. - 12:00 p.m.
Saturday

Lina Owen

Introduction to Wool Appliqué

Wool appliqué is a fun way to add hand stitching to your quilting life. Learn how to choose a project, cut shapes and stitch it together. \$35 advance plus \$15 kit fee.



Q26HPB-S | 1:00 p.m. - 4:00 p.m.
Saturday

Bill Hoernke

Beginning Triaxial Fabric Weaving

Learn to weave fabric strips into a table decoration or woven section for anything you like. This beginning triaxial weaving class will walk you through the basic steps. Using your own fabric, you'll weave a fabric panel approximately 12" x 12" and then finish the sewing project at home. \$35 advance plus \$35 kit fee.



Q26HPB | 1:00 p.m. - 4:00 p.m.
Thursday & Friday

Nancy Roelfsema

English Paper Pieced Diamonds

English Paper Piecing (EPP) involves stabilizing fabric pieces with paper before sewing them into intricate designs. Learn an efficient way to prepare the quilt shapes and sew them by hand or by machine. By not using a paper template, you do not have to remove the paper. \$35 advance plus \$15 kit fee.



Q2HPA | 1:00 p.m. - 4:00 p.m.
Thursday, Friday & Saturday

Lisa Swenson Ruble

Create a Fusible Appliqué Landscape Mini Quilt

Learn how to use fusible web to create fabric landscape scenes, mini-quilt style! We'll walk through fabric selection, tracing, cutting and fusing so you leave the class with a small landscape quilt top. Choose from one of three designs: Beach, Garden or Lighthouse. \$35 advance plus \$35 kit fee.



Q26HAA-F | 9:00 a.m. - 12:00 p.m.
Friday

Joe Vecchiarelli

Draping a Bodice

Learn skills for fabric draping and pattern making with the use of a dress form. Joe will demonstrate basic to intermediate techniques. Practice draping with muslin on a body form provided in class or bring your own for a custom fit. Seamlessly translate the draped muslin onto a refined pattern while learning dart manipulation. \$35 advance plus \$30 kit fee.



Q26HAB | 9:00a.m. - 12:00 p.m.
Thursday & Friday

Joyce Teng

Creating Indigo Fabrics

This brand-new class is an introduction on how to create fabric using Joyce's new indigo formula with Tsukineko inks. Learn basic techniques such as pleating, twisting and crunching. Students will create unique pieces that reflect their personal style, from bold geometric designs to soft, organic patterns. No prior experience is needed. \$35 advance plus \$30 kit fee.

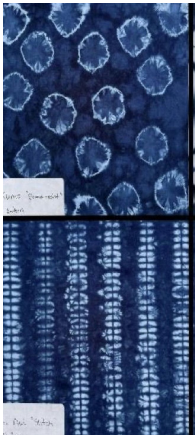


Q26HAA-S | 9:00 a.m. - 12:00 p.m.
Saturday

Joe Vecchiarelli

Pants Made to Fit You

Learn to draft three pant styles: skinny leg, straight leg and palazzo. Each student will be measured. Learn how to transpose the measurements onto muslin, which will be drafted according to your own size in the style you choose. Body forms will be provided or you may bring your own. Take home a finished muslin pants pattern designed for you. \$35 advance plus \$40 kit fee.



Q26HAB-S | 9:00 a.m. - 12:00 p.m.
Saturday

Joyce Teng

The Art of Shibori

Step into the world of Shibori, the centuries-old Japanese art of shaping and dyeing fabric to create mesmerizing patterns. In this hands-on workshop, you'll learn Shibori techniques: Pleated and Tied, Scrunches, Arashi, Itajime and Ori Nu Stitch. See how you can transform plain cloth into stunning works of wearable art. \$35 advance plus \$30 kit fee.



Q26HAA-T | 9:00 a.m. - 12:00 p.m.
Thursday

Joe Vecchiarelli

Custom Sleeve Made to Fit You

Each student's arms will be measured precisely then you will learn how to transpose the measurements onto paper to create a perfect fitting sleeve for your body. We will discuss the arm cap and how different sleeve styles insert into the garment. Learn how to make adjustments that will balance the armhole for a beautiful fitting and functional sleeve. \$35 advance plus \$25 kit fee.

Quilt to Give

Community Service Project

Let's use our skills to help others!

Share your love of quilting by joining our community service project, Quilt to Give, which creates quilts for Enchanted Makeovers and Domestic Abuse Intervention Services (DAIS).

Throughout the three-day event, Nancy Ziemann Productions leads Quilt to Give on-site.

Here's how to participate:

- Plan 30 minutes or more to sit, sew, and give
- Donate bright-colored fabric (1/4 yard or more)
- Donate a finished, new twin- or bed-size quilt

No quilting experience is needed to contribute. Giving even 30 minutes to cut or iron fabric can make a meaningful difference. Volunteers are stationed at the Quilt to Give area each day of The Great Wisconsin Quilt Show to guide participants through the process.

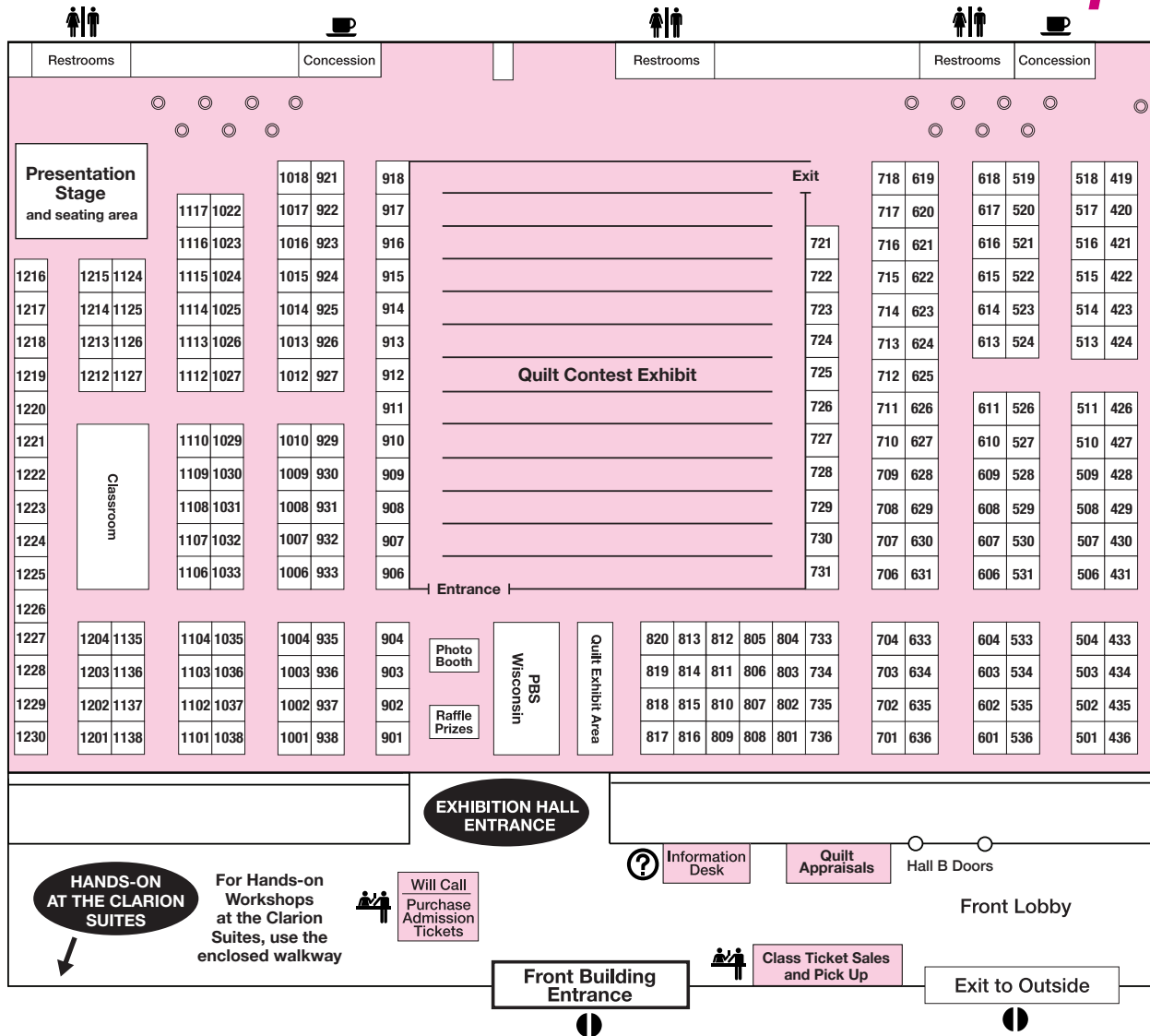
BERNINA
made to create

bernette
SWISS DESIGN



DAILY
9 a.m. - 3 p.m.
in the Atrium

Vendor List & Event Map

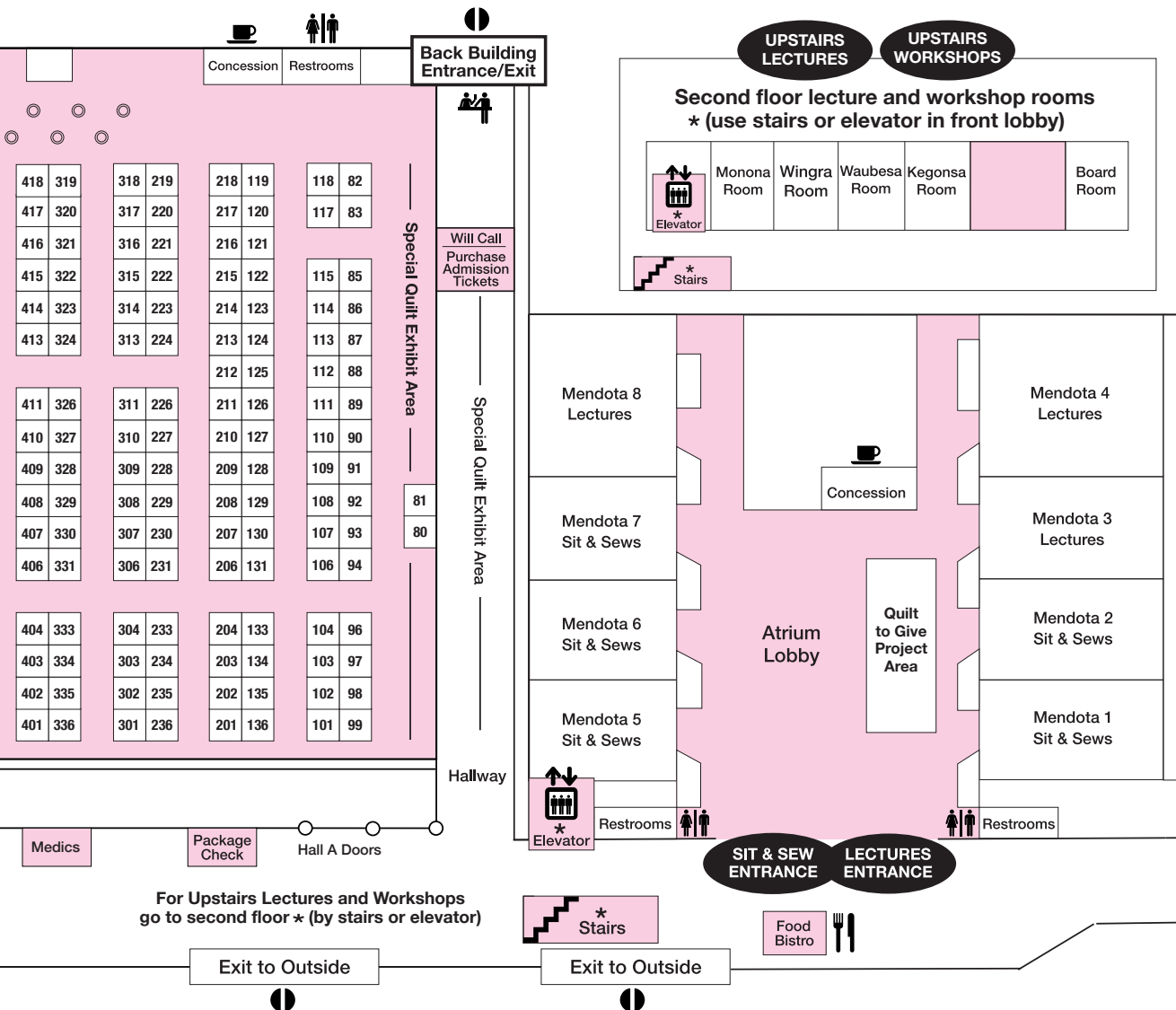


Vendor/Booth Number

"the cottage rose" - Pattern Originals	1108-09
108" Quilt Backings	319-21
5 Little Monkeys Quilt and Sew	88
All About Color Quilting	507-08
Ana's Sewing Studio/Brother	619-22, 715-18
APQS Inc	526-27, 610-11
Arrow Sewing Furniture/The Electric Needle	931-33
Aurifil USA	417-18
Barn Door Quilts	317-18
Barn Quilt Photo Books	Lobby
Beach Potato Embroidery	616-18
Beauty of Hmong Pandau, The	721
bernette Sewing Machines/Yaya Han	817
Block Party Studios	109-11
Bolt & Skein Quilt Shop	910-11
Build A Quilt	422
Bungalow Quilting	96
Buttermilk Basin	1024-26
Byhands Hand Craft	1022, 1117
Carriage Country Quilts	626-29
Carried Away Designs	1014-15
Charming Affair, A	519-21
Cherrywood Fabrics	85-87
Cork Emporium, The	724-25
Cottage Mills	1012

Cottonwood Creations	419, 518
Country Keepsakes	1112-14
CraftOptics	506
Created Anew Designs	917-18
Creative Grids/Nine Patch Fabrics	1213-15
Creative Spaces Studio	204
Creator's Cottage, The	433-44
Cutterpillar	1006
Debbie's Quilt Shop & Gifts	528-29
Deb Tucker's Studio 180 Design	107-08
Different Box of Crayons, A	409-10
D'Sewist Quilt Shop & More	215
Dyed by Heather Marie	1127
Elkhorn Quilt Company	309-10
Elna USA/Sew n' Save of Racine	1035, 1104
Embroiderers' Guild of America, Great Lakes Reg	Lobby
Eurosteam Iron	133
EZ Quilt Hanger	1126
Fabrications by Doris	1124-25
Fireside Quilts	1007-09
Folk Quilts LLC	534
French European Inc	226, 311
Fresh Jewelry Co	119
From my heart to your hands	1219-20
GlitterBugFairy	501-04
Goldie Lou's	208-10

Good With Sugar	907
Graphic Impressions/The Toy Department	216-18
Great Lakes Professional Machine Quilters Assoc	Lobby
Green Apple Quilt Shop, The	123-24
GSAFE Online Quilt and Fiber Art Auction	Lobby
Handi Quilter-Quilting Connection	233-34, 303-04
Hope 2 Others	Lobby
Horn of America	82-83, 117-18
Howells Nest, The	623-24
Husqvarna Viking/The Electric Needle	1001-04
Ilene Bartos Designs	722-23
INNOVA Longarm/Country Loft Quilts & Design	235-36, 301-02
Island Quilter	91-93
Janome America / Ardyth's Sew n Vac Shoppe	333-36, 401-04
JUKI America/Blue Bar Quilts Inc	426-27
Just A Little Something	926-27
KAI Scissors	201
Kentuckiana Country Quilt Shop	127-28
Kos Artistic Design	727-28
LauraBellas	921-923
Leah Evans Textiles	435-36
Legit Kits	630-31
Lemon Quilts	211-12
Little House Cottons	406
Lucy-in-the-Sky Quilts and Fabrics	423
M&R Sewing and Vacuum	513-17



For Upstairs Lectures and Workshops
go to second floor * (by stairs or elevator)

Maasai International, The.....	411
Mad City Quilt Guild.....	Lobby
Madison Area Sewing Guild.....	Lobby
Me & My Stitches.....	1225-26
Nancy Zieman Sewing Studio & Quilt Shop. 733-736, 801-820	
Necchi Sewing Machines.....	131, 206
Nolting/TLC Quilting.....	1029-30, 1110
Oconomowoc Quilters' Guild.....	Lobby
Oliso Irons/Monarch Illumination.....	1101
One Block Over.....	912-13
P Carter Carpin Serious Whimsey.....	323-24
Patchwork Kicks.....	130
Peace & Appliqué Quilt Shop.....	213-14
PFAFF/The Electric Needle.....	935-38
PGT Designs.....	227-28
Pins & Pieces Quilt Studio.....	202-03
Prairie Woolens Quilt Shop.....	415-16
Pressingmats.....	713-14
Presto Avenue Designs.....	103-04
Primitive Gatherings Quilt Shop/BERNINA .1135-38, 1201-04	
Project Linus Madison Chapter.....	Lobby
Project Lydia.....	Lobby
Purple Pineapple Studio.....	608-09
Quilt Gallery.....	89-90
Quilt Keeper, The.....	329
Quilt Kits & Beyond LLC.....	112-13

Quilted Corners.....	709-12
Quilted Glo.....	1217-18
Quilted Heartz.....	509-10
Quilted Moose.....	129
Quilter's Clinic.....	1016-18
Quilter's Rule - a division of Laser Excel.....	1227-30
Quilting Cushion, The.....	223-224
Quilting Legacies.....	326
Quiltology.....	1031-32
Rachel Ann Quilts LLC.....	315-16
Rainbows & Calico Things Quilt Shop.....	914-16
Reedsburg Area Quilt Guild.....	Lobby
Reproduction Fabrics.....	511
Ritzy Quilting.....	625
Sallie Tomato.....	706-08
Salty Hippo Studio.....	428-29
Sandy Creek Quilts.....	908-09
Sassafras Lane Designs.....	729-31
Sawyer Creek Artistry.....	413-14
SCANFIL Organics/Forbitex USA.....	1027
Sew Much More/BERNINA.....	601-04, 633-36, 701-04
Sew Q Laser.....	1010
Sew That!.....	726
Sewing Machine Project, The.....	Lobby
Sewing The Good Life.....	229-30
SewLite LED Lighting.....	424

SewTites.....	1036-38
Sherry's Knit-n-Stuff.....	924-25
Sticky Roller LLC.....	219
Stone Row Studio.....	535-36
Sue's Fabric World.....	430-31
Superior Threads - Quilting Connection.....	231, 306-08
Suzn Quilts.....	524, 613
Tailor Made Tables.....	322
Textile Art Center of Madison.....	Lobby
Thimbles for You.....	533
Threads & Ewe.....	330-31
Tracey's Tables.....	522-23
Victoria Findlay Wolfe.....	80-81
Webfabrics.....	121-22
Whims Watercolor Quilt Kits.....	1033, 1106
Wisconsin Museum of Quilts & Fiber Arts.....	Lobby
Wisconsin Quilts of Valor.....	1115-16
Woolen Needle, The.....	327-28
World of Crafting.....	420-21
Y.L.I. Threads.....	313-14
Yellow Creek Quilt Designs.....	407-08

Special Evening Events

Victoria Findlay Wolfe

THURSDAY
6 p.m.

The Quilting Experience

Come together for an evening of celebrating the community of quilting and quilters. Hear stories and inspiration from Victoria Findlay Wolfe, as she shares her creative process, with tips, exercises and encouragement for cultivating storytelling in your own quilt making. Laugh, cry, get the warm fuzzies and reflect on how our lives are sewn into the seams of our own work. Leave with inspiration to create your own quilting experience that's rich with memories and personal narrative.

6 p.m. | \$22 in advance

EVENT #Q26SE6-T



Catrina J. Sparkman and The Black Threads Quilting Collective

FRIDAY
6 p.m.

Artist Talk:

The Stock I Come From

Through voice, story and textile, the artists present a theatrical performance that illuminates personal and collective histories, tracing lineage, memory and the threads that bind generations. This special event expands "The Work of Remembering," a community-centered exhibition exploring how Black artists preserve history through textile and narrative, beyond the gallery, inviting audiences into a deeply embodied experience of storytelling and tradition.

6 p.m. | \$22 in advance

EVENT #Q26SE6-F



Stage Presentations

Stage Presentation SCHEDULE		Thursday, SEPT. 10	Friday, SEPT. 11	Saturday, SEPT. 12
Free with the cost of admission	9:15 a.m.	Color & Contrast for 3D Effect <i>Ruth Ann Berry</i>	Color & Contrast for 3D Effect <i>Ruth Ann Berry</i>	Color & Contrast for 3D Effect <i>Ruth Ann Berry</i>
	10:15 a.m.	World of Cosplay <i>Yaya Han</i>	Professional Finishing <i>Janome</i>	Quilted Fashion Show
	11:15 a.m.	Acolchado Bilingüe <i>Lina Owen</i>	Acolchado Bilingüe <i>Lina Owen</i>	Kids' Quilt Challenge
	12:15 p.m.	Honoring our Vets <i>Quilts of Valor</i>	Honoring our Vets <i>Quilts of Valor</i>	Honoring our Vets <i>Quilts of Valor</i>
	1:15 p.m.	Caring for Your Collection <i>Wisconsin Museum of Quilts & Fiber Arts</i>	Caring for Your Collection <i>Wisconsin Museum of Quilts & Fiber Arts</i>	Caring for Your Collection <i>Wisconsin Museum of Quilts & Fiber Arts</i>
	2:15 p.m.	After the Piecing: Quilting with Bernina <i>Nina McVeigh</i>	After the Piecing: Quilting with Bernina <i>Nina McVeigh</i>	After the Piecing: Quilting with Bernina <i>Nina McVeigh</i>
	3:15 p.m.	Quilting with Rulers Made Easy <i>Patricia Simons</i>	Quilting with Rulers Made Easy <i>Patricia Simons</i>	Quilting with Rulers Made Easy <i>Patricia Simons</i>
	4:15 p.m.	Hand Yoga <i>Heidi Parkes</i>	Hand Yoga <i>Heidi Parkes</i>	Hand Yoga <i>Heidi Parkes</i>
	5:15 p.m.	Exploring Secondary Designs in Quilts <i>Rebecca Lidstrom</i>	Exploring Secondary Designs in Quilts <i>Rebecca Lidstrom</i>	Exploring Secondary Designs in Quilts <i>Rebecca Lidstrom</i>

Appraisals

by Robin Koehler and
David Bailey
Front Lobby

DAILY
9 a.m. - 5 p.m.

For \$65, you will receive a professionally written document for each quilt appraised. Information regarding your appraisal is held in trust between you and the appraiser. A separate appraisal must be purchased for each quilt you wish to have appraised. The average appraisal will take approximately 30 minutes per item.

APPRAISALS BY APPOINTMENT ONLY.

LIMITED AVAILABILITY: REGISTER AT QUILTSHOW.COM

RECEIVE THE VIP TREATMENT



We're offering a limited number of VIP tickets on a first-come, first-served basis. VIP ticket holders receive:

- One three-day Great Wisconsin Quilt Show ticket
- Early access to the Quilt Contest exhibit at 8 a.m. on Thursday morning with coffee and tea
- A 2026 Great Wisconsin Quilt Show tote bag
- A Great Wisconsin Quilt Show mug
- A commemorative Great Wisconsin Quilt Show VIP badge with a lanyard
- Quilting patterns from Nancy Zieman Productions
- One entry into a drawing to win a new bernette b05 Academy Sewing Machine
- And more!

Great Wisconsin Quilt Show VIP tickets cost \$100 per person. Purchase yours at quiltshow.com/tickets.

Sponsors

**PREMIER
EVENT
Sponsor**



BERNINA
made to create

**ASSOCIATE
EVENT
Sponsors**

PFAFF
Perfection starts here.™



JUKI *QVP*
Quality, Vision, Professional



brother
at your side

JANOME
Reliability by Design



Husqvarna

VIKING®



Quilt Exhibits

QUILT Contest



AWARD-WINNING QUILTS ON DISPLAY Explore this incredible exhibit of award-winning quilts! Study the stitches, take in the designs and feel inspired by the skill and artistry of the 2026 Great Wisconsin Quilt Show Quilt Contest entries.

The Quilt Show Quilt Contest is a juried-and-judged competition which awards prizes in 10 categories, plus Best of Show and Viewers' Choice.

Plus, these cash prizes awarded in each category

BEST OF SHOW \$1,500 PRIZE

1ST PLACE	\$500
2ND PLACE	\$300
3RD PLACE	\$200



CONTEST Sponsors



FEATURED Exhibit

The Quilting Experience and Virtual Voyage: Pixels & Patchwork Exhibits

Presented by Victoria Findlay Wolfe

Victoria Findlay Wolfe is a NY-based, international award-winning quilt artist, fabric designer, teacher and author. Her work has been exhibited globally in the U.S., Japan, Australia and the U.K. Raised on a farm in Minnesota, she learned to sew and quilt at age four. Her work is influenced by her grandmother's "scrappy" double-knit polyester quilts. She has a fine arts degree in painting and photography, and she applies those artistic principles (like color and composition) to her work. She's been featured in the 2019 *PBS Craft in America: Quilts* and on *Sewing With Nancy: Double Wedding Ring Quilts* in 2015.



- ABYSS: Anglerfish & Octopus collections presented by Cherrywood Hand Dyed Fabrics
- Achromatic Exhibit by The ThreadBenders
- America 250 Exhibit by Quilting by the River Friends
- Black Diamonds Quilts by Friends of Klaudeen Hansen
- Celebrating our Country's 250th Birthday Exhibit presented by Prairie Lakes Quilt Club
- Quilts by Heidi Parkes
- Sacred Threads Traveling Exhibit by SAQA
- Second Nature by Women Who Run With Scissors
- Solo Exhibition by Leah Evans
- The Stock I Came From by Black Threads
- Watershed Exhibit by SAQA IL-WI
- The Great Wisconsin Quilt Show's Kids' Quilt Challenge, Modern Mini Quilt Challenge, Semiquincentennial Quilt Challenge and Quilted Fashion Challenge

SPECIAL Exhibits



Quilted Fashion Challenge

Fashion Show and Exhibit

The Great Wisconsin Quilt Show invited quilters and sewists of all experience levels to submit any garment or accessory created with quilting fabric and materials to be exhibited at the event for the second-annual Quilted Fashion Exhibit and Show. Explore the exhibit throughout the weekend then join us Saturday, Sept. 12, for a fun-filled fashion show on stage!

Volunteer

The Great Wisconsin Quilt Show thrives because of the generosity and enthusiasm of our volunteers. Your time and energy help create a welcoming, inspiring experience for thousands of attendees each year.

When you volunteer, you're supporting PBS Wisconsin's programming and community outreach projects — and you'll also receive complimentary admission and parking as a thank-you for your service.

To join our volunteer team, visit quiltshow.com to register online, email volunteer@pbswisconsin.org, or call (608) 265-4436.

Thank you to everyone who has already volunteered!

.....

Proceeds from The Great Wisconsin Quilt Show help support PBS Wisconsin programming and community outreach projects.



2026 QUILT Challenge Exhibit

Every year The Great Wisconsin Quilt Show hosts a themed quilt challenge. This year's theme, "Semiquincentennial," rings in America250. All quilts must be made from fabrics that include a red, white and blue color palette and reflect on a patriotic or Americana theme.



Plan Your

Get Tickets

Advance admission tickets are available at the following retail establishments through September 9:

Appleton	Ana's Sewing Studio
Baraboo	Ardyth's Sew N Vac Shoppe
Beaver Dam	Nancy Zieman Sewing Studio & Quilt Shop
Columbus	Ana's Sewing Studio
Elm Grove	Bigsby's Sewing Center
Green Bay	Ana's Sewing Studio
Janesville	TLC Quilting
Larsen	Primitive Gatherings
Madison	M&R Sewing and Vacuum
Madison	Sew Much More
Marshfield	Quilt Kits & Beyond LLC
Mukwonago	Quilt-agious
Pearl City, Ill.	Yellow Creek Quilt Designs
Sun Prairie	J J Stitches
Waukesha	Sew Much More
Wausau	Ana's Sewing Studio
Wiota	Pins & Pieces Quilt Studio

Quilt Show Bus Tours

Organize a Bus Trip and Save!

Call **866.297.6545** or visit quiltshow.com/PlanYourVisit to learn more about planning an exciting fall getaway for your group. Group rates available.



Stay in Madison

Need a Hotel?

We have secured discounted room rates at several local hotels. To learn more about The Great Wisconsin Quilt Show hotel blocks and how to make a room reservation, visit quiltshow.com/PlanYourVisit.

Accessibility

PBS Wisconsin and Nancy Zieman Productions LLC are committed to creating an inclusive and accessible event. To request an accessibility accommodation, please contact us at quiltshow@pbswisconsin.org or call **608.265.3854**. More details about event accessibility are available at quiltshow.com/PlanYourVisit.

Event Location

The Alliant Energy Center
1919 Alliant Energy Center Way
Madison, Wisconsin 53713

You can reach Alliant Energy Center Way from John Nolen Drive. From Highway 12/18 the big white dome roof of the Coliseum building is easy to recognize.

Alliant Energy Center parking fees not included in admission. The venue no longer accepts cash when collecting parking fees. Visit quiltshow.com/PlanYourVisit for more information.

connect with us



quiltshow.com



facebook.com/WIQuiltShow



instagram.com/WIQuiltShow

[#WisconsinQuiltShow](https://twitter.com/WisconsinQuiltShow)



Visit

WELCOME TO MADISON, a fun and friendly city located among beautiful lakes and parks. Home to the State Capitol, the University of Wisconsin-Madison and many unique attractions, Madison is pleased to host The Great Wisconsin Quilt Show, presented by PBS Wisconsin and Nancy Zieman Productions.

Merchandise



Pre-order Quilt Show T-shirts, Sweatshirts and Tote Bags

The 2026 Great Wisconsin Quilt Show T-shirt features pink pollinators and native flowers to Wisconsin, inspired by this year's signature quilt featured on the cover of this guide. The "coneflower" design is placed on a soft purple shirt and navy sweatshirt, available in sizes S-XXXL.

Purchase yours at quiltshow.com.

Merchandise will also be available at the PBS Wisconsin booth during The Great Wisconsin Quilt Show while supplies last.

PBS Wisconsin Booth

Visit the PBS Wisconsin booth to purchase Quilt Show T-shirts and tote bags, raffle tickets and more.

Raffle tickets are \$3 each, four for \$10 or ten for \$20. Available on-site only. Raffle proceeds directly support PBS Wisconsin.



Register

ADVANCE ADMISSION:
\$12 daily, \$17 two-day,
\$20 three-day

AT-THE-DOOR ADMISSION:
\$15 daily, \$20 two-day, \$23 three-day

LECTURES:
\$12 per lecture in advance (\$14 on-site),
unless otherwise noted; see pp. 4–11 for details

WORKSHOPS:
\$35–\$40 in advance (\$2 more on-site),
plus kit/pattern fee; see pp. 12–15 for details

SPECIAL EVENING EVENTS:
\$22 in advance (\$24 on-site); see p. 18 for details

Register online at quiltshow.com. Please note, we no longer accept registration payments over the phone.

REGISTER TODAY AND SAVE! HERE'S HOW:

.....

Purchase discount advance admission tickets **PLUS** register for lectures, workshops and more. Advance registration begins Monday, July 6 and is available through September 8.

REGISTER ONLINE: [QUILTSHOW.COM](http://quiltshow.com)

EVENT QUESTIONS: 866.297.6545 (TOLL FREE)

.....

*Register online at quiltshow.com. Admission ticket is required for entrance to quilt displays, stage presentations and vendor mall. Lecture, workshop and evening event fees are in addition to the advance admission ticket. Visit quiltshow.com/tickets for a full list of ticket policies. Parking fees are paid separately at the Alliant Energy Center entrance gate. Remember, the Alliant Energy Center no longer accepts cash when collecting parking fees.



•THE GREAT•
 WISCONSIN
 QUILT
 SHOW

821 University Ave.
 Madison, WI 53706

Non-profit Org.
 U.S. Postage
 PAID
 Madison, WI
 Permit #

REGISTER EARLY AND SAVE!

quiltshow.com

 **PBS Wisconsin**

NANCY ZIEMAN
Sew • Quilt • Create **PRODUCTIONS** LLC.

•THE GREAT•
 WISCONSIN
 QUILT
 SHOW

