

REGISTER EARLY!

Save \$2 per lecture, workshop and admission ticket. See page 23.

quiltshow.com

 PBS Wisconsin **NANCY ZIEMAN**
Sew • Quilt • Create PRODUCTIONS

•THE GREAT• WISCONSIN QUILT SHOW

Sept. 8-10, 2022

Madison, Wis.

Exhibition Hall at the
Alliant Energy Center

quiltshow.com

Stairway to Batik Heaven (detail)
created by Janell Weinberger and quilted
by Shelly Zastrow of Sun Prairie, Wisconsin.
2020 Quilt Contest Award Winner.
Pattern credit: Elsie M. Campbell,
Picket Fence Quilt from String Quilts

Create. Learn. Celebrate.

The Great Wisconsin Quilt Show is thrilled to once again welcome quilting enthusiasts to the Alliant Energy Center in Madison, Wisconsin, to celebrate the joys of quilting. Our virtual quilt shows kept us connected, but we know our in-person shows keep us rejuvenated.

With that in mind, nothing is more important than the safety of our participants. As we move forward with an in-person event, we will continue to monitor updates from health officials regarding COVID safety guidelines and will share the most up-to-date information about our protocols on our website, quiltshow.com.

On the following pages, you'll find everything you need to plan your Great Wisconsin Quilt Show experience, whether you're a longtime attendee or you're joining us for the first time.

Explore hundreds of educational opportunities to pique your curiosity, including one-hour lectures, hands-on workshops and Sit & Sew workshops, all facilitated by leading educators.


View our extensive list of vendors who travel to The Great Wisconsin Quilt Show to showcase the latest fabrics, threads, notions and sewing machines. With a vendor mall covering 85,000 square feet, you can spend an entire day just shopping!

And, of course, QUILTS! Our 10-category Quilt Contest exhibit features hundreds of beautiful quilts. Find inspiration for your next project in this exhibit and our other special quilt exhibits.


All this and much more is only a few months away. We're excited to welcome you to The Great Wisconsin Quilt Show!

**PBS Wisconsin
Nancy Zieman Productions**





One-Hour Lectures	4
Schedule at a Glance	10
Sit & Sew Workshops	12
Hands-On Workshops	14
Vendor List & Event Map	16
Special Evening Events	18
Stage Presentations	18
Quilt Appraisals	19
Quilt Exhibits.	20
Event Sponsors.	21
Plan Your Visit	22
Registration Information	23



•THE GREAT• WISCONSIN QUILT SHOW

EXHIBITION HALL *at the* ALLIANT ENERGY CENTER

.....

THURSDAY, SEPT. 8	9 A.M.–6 P.M.
FRIDAY, SEPT. 9	9 A.M.–6 P.M.
SATURDAY, SEPT. 10	9 A.M.–5 P.M.

.....

ADVANCE ADMISSION

\$8 daily
\$13 two-day
\$16 three-day

AT-THE-DOOR ADMISSION

\$10 daily
\$15 two-day
\$18 three-day

Plus parking, lecture, workshop and evening event fees

.....

REGISTER TODAY!

quiltshow.com

.....


Presented By:

 **PBS Wisconsin**
NANCY ZIEMAN
Sew • Quilt • Create PRODUCTIONS LLC

See new ideas and learn helpful techniques from leading quilt educators. Unless otherwise noted, one-hour lectures cost \$10 each in advance (\$12 on-site). Enjoy as many as you like. The lectures are listed alphabetically by presenters' last names. The lecture schedule at a glance is on page 10.

Register online at quiltshow.com.


PRESENTERS INCLUDE




Denise Abel



Dana Casey



Maday Delgado




Doris Deutmeyer



Lori Dickman



Kaitlin Esche-Lyon



Leah Evans



Mary Fisher

One -

Q22CC | 11:30 a.m. Thursday, Friday & Saturday

Piecing and Quilting with Your Embroidery Machine

Denise Abel, Nancy Zieman Sewing Studio

Create stunning quilts by piecing and quilting in the hoop. Let Denise introduce you to the superb consistency you can achieve by combining these two machine embroidery techniques. Enjoy Denise's trunk show for endless inspiration.

Q22FF | 4:00 p.m. Thursday, Friday & Saturday

Appliqué for Cheaters

Bobbie Bergquist, Quilters Treasure

Are you intimidated by appliqué? No interest or time to do needle turn? Do you want to create the same effect with a quick and easy technique? Rather complete your quilt in hours, not days? Learn to piece, stitch and quilt at the same time — it reduces your stitching by half! Open to all skill levels.

Q22DF-S | 1:00 p.m. Saturday

Modern Quilt Shop Confidential

Gael Boyd, Blue Bar Quilts

Gael opened Blue Bar Quilts in Middleton, Wisconsin five years ago with the mission to provide a welcoming quilting community to all interested in learning the craft, and to support the existing local quilting community who were without a local quilting store. Can a brick and mortar shop survive in this world of online and big box stores? The future is hopeful!

Q22FC | 4:00 p.m. Thursday, Friday & Saturday

No-Hassle Triangles in Quilts: The Nancy Zieman Way

Dana Casey, Nancy Zieman Sewing Studio

Effortlessly cut, mark and stitch half square and quarter square quilt blocks without ever cutting a triangle or guessing at the sizes. Half square and quarter square triangles are the foundation of many popular quilt blocks. Join Dana for this lecture and expand your quilt block library — while learning Team NZP's easy No-Hassle Triangle Techniques!

Hour Lectures

Q22DC-S | 1:00 p.m. Saturday
Art Quilt Embellishments

Laurie Ceesay Landree

Embellishments on art quilts are similar to clothing accessories: not necessary but so much fun! Ceesay Landree will share her ideas of what, where, when, why and how to use embellishments on art quilts.

Q22DA | 1:00 p.m. Thursday, Friday & Saturday
Harriet's Journey from Elm Creek Quilts

Jennifer Chiaverini

Join New York Times best-selling author Jennifer Chiaverini for a trunk show of quilts from her new pattern book, *Harriet's Journey from Elm Creek Quilts*, featuring the 100-block sampler from her beloved novel, *Circle of Quilters*. A Q&A session and book signing will follow.

Q22CD | 11:30 a.m. Thursday, Friday & Saturday
Orphan Blocks with Sentimental Endings

Eileen Daniels, Daniels Studios

Enjoy a trunk show of antique quilts and their inspired orphan block art quilts. Eileen will also share the stories behind the quilts. In this presentation filled with unusual quilted items and humor, you will gain new ideas for using leftover blocks with added vintage textiles — over 30 pieces to inspire.

Q22AB | 8:30 a.m. Thursday, Friday & Saturday
The Art of Curves in Art Quilts

Maday Delgado, Free Spirit Designs by Maday, LLC

Few shapes have the commanding presence that curves create in any artistic medium. Curves are found in ordinary objects and the natural world. Organic, improv curves offer timeless design options sure to delight makers and spark their imagination. We will discuss how to create dynamic curves using simple tools.

Q22DD | 1:00 p.m. Thursday, Friday & Saturday
Photo to Fabric!

Doris Deutmeyer, Fabrications by Doris

Create your own original pictorial art quilt from your favorite photo. No drawing skills or complicated computer programs are required. Key topics include: how to take a good photo, fabric selection and composing your art quilt. Learn the tools and technique to success with fused raw edge appliqué.

Q22EF | 2:30 p.m. Thursday, Friday & Saturday
Quilted Template Treasures

Lori Dickman, QuiltingWithLori.com

Do you have plastic template rulers that you don't know how to use? Need inspiration for fast and easy quilts using Diamond, Drunkard's Path, Dresden, Tumbler, Periwinkle and Hexi template rulers? Lori demonstrates fast, easy methods of using those templates to create simply gorgeous quilts!

Q22AA | 8:30 a.m. Thursday, Friday & Saturday
Quarter Life Leap: The Journey to Quilting

Kaitlin Esche-Lyon, Quarter Life Leap

Taking a leap from a corporate career to a creative endeavor is no easy feat. Kaitlin shares her personal story and how she has grown her business. She will talk about how Quarter Life Leap started, her design process, her approach to quilting and being involved in the online quilting community.

Q22BC | 10:00 a.m. Thursday, Friday & Saturday
Cloth and Land: Combining What We Love

Leah Evans, Leah Evans Textiles

Leah Evans will discuss the techniques and experiences that led her to telling quilted stories of land use. She combines interests in environmental history, mapping and ecology to address a variety of themes, including climate change, resource extraction and water use.

Q22AE | 8:30 a.m. Thursday, Friday & Saturday
Organizing Your Quilting Space

Mary Fisher, Sort N' Release Organizing LLC

Mary has been a professional organizer in the Madison area since 2007 and a quilter for over 30 years. Mary presents her TACKLE method of organizing, as well as before and after photos of quilt studio makeovers. Come be inspired and energized to TACKLE your quilting space!

Q22CA | 11:30 a.m. Thursday, Friday & Saturday
Demystify the Color Wheel for Scrap Quilting

Judy Gauthier, Bungalow Quilting & Yarn

Use the color wheel to choose your colors for scrap quilting. Learn how to make scraps go together that you never thought would work. Discover fool-proof techniques to boost your confidence in color and fabric placement.

See new ideas and learn helpful techniques from leading quilt educators. Unless otherwise noted, one-hour lectures cost \$10 each in advance (\$12 on-site). Enjoy as many as you like. The lectures are listed alphabetically by presenters' last names. The lecture schedule at a glance is on page 10.

Register online at quiltshow.com.


PRESENTERS INCLUDE



Judy Gauthier




Jane Godshall



Klaudeen Hansen




Sue Heinz



TaMara Howard



Marquetta Johnson



Chris Lynn Kirsch



Rebecca Lidstrom

One -

Q22BF | 10:00 a.m. Thursday & Friday

The Quilt Index and Why to Document Your Quilts

Darlene Habanek, Wisconsin Quilt History Project

Labeling quilts is only the first step. Having quilts documented and entered into the Quilt Index is the second. The Wisconsin Quilt History Project started in 1988 to record the stories of quilts and their makers. Learn about the project, the Index and how it continues today.

Q22EC | 2:30 p.m. Thursday & Saturday

Tricky Triangles

Klaudeen Hansen

Join Klaudeen for a trunk show featuring 20 different designs that illustrate the amazing versatility of this basic triangle.

Q22EC-F | 2:30 p.m. Friday

The Ins and Outs of Entering Quilt Shows

Klaudeen Hansen

Join Klaudeen for an interactive lecture to ask questions and discover why we should all enter our favorite quilts. Klaudeen shares her experience in different kinds of shows and what to expect when entering and observing the judging process.

Q22EA | 2:30 p.m. Thursday, Friday & Saturday

Caffeinated Quilting

Sue Heinz, Sue Heinz - Kismet Quilting LLC

Sue Heinz has brewed up a selection of energy-infused, free-motion quilting designs that provide both rich textures and bold backgrounds. Based on her book by the same name, this draw-along-with-me lecture will leave you filled to the brim with designs that are easy to master. Come play — leave caffeinated!

Q22EB-S | 2:30 p.m. Saturday

How to Paper Piece the Made By Marney Way

Mary Hertel, Made By Marney

Let's paper piece the fun and easy way, just like sew by number! Learn how to paper piece using Made By Marney patterns and books. See her many adorable, yet easy designs. Learn tips and tricks to make your paper piecing experience a success!

Hour Lectures

Q22FB | 4:00 p.m. Thursday, Friday & Saturday

Kente Quilts

TaMara Howard

For centuries, the people of Ghana have created unique textiles called Kente — which means “basket.” The cloth is functional, symbolic, colorful and visible everywhere. Kente Quilts is a fun trunk show and lecture inspired by an ancient African textile tradition, breathing modern life into this prized stitching art form.

Q22EB | 2:30 p.m. Thursday & Friday

Getting Out of the Box with Textiles

Marquetta Johnson, marquettabquitting.com

Textile artist Marquetta Johnson shares simple hand-printing techniques that can be used to create original fabrics or enhance commercial fabrics. Using traditional fabric printing processes with a twist, Marquetta empowers quilters to personalize their artwork with distinctive, one-of-a-kind fabrics.

Q22BB | 10:00 a.m. Thursday & Friday

The Adventures of Marquetta Johnson, Textile Queen

Marquetta Johnson, marquettabquitting.com

Learn about the experiences of a teaching artist living with a disability, who also has a studio practice in textiles. Marquetta will share the perspective of a quilter with a family legacy of quilting and sewing, and how *Sewing With Nancy* played a pivotal role in her quilting journey.

Q22CB | 11:30 a.m. Thursday, Friday & Saturday

Gradation Play

Chris Lynn Kirsch

Color gradations can produce lovely effects in your quilts. Learn how to choose a gradation of colors and values for your next project. Then discover fun ways to use the printed gradation fabrics you may already own. Many quilted examples will be shared.

Q22CE | 11:30 a.m. Thursday, Friday & Saturday

One Block, Many Ways

Rebecca Lidstrom, Studio R Quilts, LLC

Join Rebecca for this trunk show that illustrates how one quilt block, five fabrics and some simple design changes can create a collection of quilts, each with a unique look. Learn how to incorporate these design changes to your favorite block for endless quilt ideas.

Q22CF | 11:30 a.m. Friday & Saturday

Exploring Colors: Quilted Hexagon Wheel of Color

Shari Liesch

Participants will learn about color theory and ways to add color to their creations. We will explore the color wheel and color meaning. A hexagon lap quilt pattern, featuring the quilt as you go technique, will be used to demonstrate color contrast.

Q22BA | 10:00 a.m. Thursday, Friday & Saturday

Using Patchwork for Fashion Detail

Linda McGehee, Ghee's

Explore upscale garments with a touch of piecing or quilting. Whether you decorate ready-to-wear or begin from scratch, patchwork can make a statement and elevate garments to fine boutiques. Use on the yoke, pockets, cuffs, collar or all over design. Take patchwork from bedspread to wardrobe!

Q22ED | 2:30 p.m. Thursday, Friday & Saturday

How I Became a Spiromaniac — and You Can Too!

RaNae Merrill, Free Motion Mastery in a Month/RaNae Merrill Quilt Design

Get to know RaNae in this lecture and trunk show as she shares her spiral quilts and demonstrates different types of spirals and settings. This presentation also includes an easy, hands-on demonstration of how to draw a spiral.

Q22DE | 1:00 p.m. Thursday, Friday & Saturday

From Boho to Boro: Trunk Show of Bags and Purses

Suzanne Myers Otto

Be entertained as Suzanne shows you some of the bags and purses she has created over the years! Each one has a story and each features a sewing or quilting technique. Come along on this colorful journey!

Q22DC-F | 1:00 p.m. Friday

A Challenging Story of Color

Karla Overland, Cherrywood Hand Dyed Fabrics

The Cherrywood Challenge was started in 2014 as an experiment to see what would happen if everyone was asked to make the same thing. Hear how this spark of an idea has grown to an international passion for many people — both in and outside of the quilting world.

See new ideas and learn helpful techniques from leading quilt educators. Unless otherwise noted, one-hour lectures cost \$10 each in advance (\$12 on-site). Enjoy as many as you like. The lectures are listed alphabetically by presenters' last names. The lecture schedule at a glance is on page 10.

Register online at quiltshow.com.

PRESENTERS INCLUDE



RaNae Merrill



Karla Overland



Heidi Parkes



Rhonda Pierce



Allison Rainboth



Natalie Santini



Deanna Springer



Joyce Teng

One -

Q22FA | 4:00 p.m. Thursday & Saturday

Improv Quilts, Improv Life

Heidi Parkes, Heidi Parkes

Improvisation is a way of making art that mirrors life, with no take-backs or re-do's. Heidi will share her journey as a quilter, and will offer insights into her creative process. This intimate lecture will dig into the existential and inspire you to find beauty and potential in any situation.

Q22FA-F | 4:00 p.m. Friday

Quilting as Therapy

Heidi Parkes, Heidi Parkes

Heidi will share quilts about the pandemic, the passing of her father and the impact of the quilts from her childhood. This lecture is built around the concept of reframing, and the way quilt storytelling can help give new perspective and aid in healing emotions — building courage, compassion and self esteem.

Q22BD | 10:00 a.m. Thursday & Saturday

Remembering Dresden Plate Quilts

Barbara Peterson, Attic Window

Explore the history of Dresden Plate quilts, popular in the 1930s and treasured today. Barbara's lecture features a trunk show of vintage quilts displaying block pattern variations. A simple Dresden Plate pattern will be given to you to take home. We conclude with show and tell quilts from the audience.

Q22EE | 2:30 p.m. Thursday, Friday & Saturday

Saving Our Heritage: Quilt Care and Restoration

Barbara Peterson, Attic Window

This lecture discusses how to best preserve our quilt heritage from antique to modern quilts. Topics include methods to clean and store quilts, examples of how to do minor repairs, and how to best finish vintage quilt tops. Please bring your blocks, tops or quilts for any repair questions or finishing advice from Barbara.

Hour Lectures

Q22CF-T | 11:30 a.m. Thursday
Q22FD-F | 4:00 p.m. Friday
Q22BB-S | 10:00 a.m. Saturday

What Needle Do I Use?

Rhonda Pierce, Euro-notions SCHMETZ needles

Piecing and quilting? Sewing with knits? Not sure what needle you should use? Selecting the appropriate needle can make the difference between struggling with stitches and sewing with ease. Learn the differences between needles along with needle facts. Elevate your confidence in needle selection. This is a fun, educational class.

Q22DF | 1:00 p.m. Thursday & Friday

Before the War

Allison Rainboth

Baltimore Album quilts, The Mexican-American War and the first printed patterns — so much was going on before 1860! Allison Rainboth will share her collection of early quilts and the events that inspired them.

Q22FD-S | 4:00 p.m. Saturday

Quilting Unconventional Materials

Natalie Santini, SewHungryHippie LLC

Natalie shows unconventional quilts and shows materials to which a lot of people say, “you can’t make a quilt with that!” In addition to passing around examples, she will answer questions and share her tips for your next unconventional project. There’s more to quilting than quilts!

Q22AD | 8:30 a.m. Thursday, Friday & Saturday

Dancing with Templates and Rulers

Patricia Simons, Quilter’s Rule International, LLC

Ready to machine quilt with templates? You bought the foot and the templates, but you’re not quite sure how to use them? Learn four simple movement methods for templates of all types to create a wealth of designs. Watch simple shapes create fascinating designs. This presentation is great for quilters of all skill levels.

Q22AF | 8:30 a.m. Thursday, Friday & Saturday

Keep on Churning

Nancy Snyder, The Stitchery

With a simple churn dash block you can turn a basic panel into a gorgeous lap quilt in no time. The churn dash can also be incorporated into table toppers, runners and wall hangings. Handouts will be given for a multitude of ideas.

Q22BE | 10:00 a.m. Thursday, Friday & Saturday

Beyond the Border

Dianne Springer, Dianne Springer Designs

Learn the basic border technique and then learn how to apply the concept to a variety of projects, from reupholstering to appliqué.

Q22DB | 1:00 p.m. Thursday, Friday & Saturday

SEW FUN! Quick and Easy Sewing Projects

Deanna Springer, Nancy Zieman Sewing Studio

Deanna shares over a dozen ideas for quick and easy projects to sew and quilt with your fabric stash or with convenient fabric precuts! See step-by-step project samples plus a trunk show of table runners, napkins, home decor, gift bags and more — all made with Nancy Zieman’s easiest-ever sewing techniques.

Q22FD-T | 4:00 p.m. Thursday

Q22BD-F | 10:00 a.m. Friday

Enchanting Fabric Creations with Tsukineko Inks

Joyce Teng, TSC Designs

To begin, this lecture will cover basic ink processes. Then, ten advanced versatile techniques will be addressed in all! Let your imagination run wild with possibilities of color spray backgrounds for appliqué, custom designed sashing, stenciled blocks or making batik patterns.

Q22AC | 8:30 a.m. Thursday, Friday & Saturday

Get Your Stash Together: Organization for Quilters

Carol Wilhoit

Don’t let your stash overwhelm you! Learn how to organize and store fabric, tools, thread, books and magazines so that they are readily accessible. This lecture includes ideas for folding and storing fabric so it’s easy to locate, and many examples of quilts and small projects made from Carol’s stash.



At A Glance

Thursday SEPT. 8		Mendota M-4 1st floor	Mendota M-8 1st floor	Mendota M-3 1st floor	Monona MO 2nd floor
	8:30 a.m.	Q22AA-T The Journey to Quilting <i>Kaitlin Esche-Lyon</i>	Q22AB-T Art of Curves in Art Quilts <i>Maday Delgado</i>	Q22AC-T Organization for Quilters <i>Carol Wilhoit</i>	Q22AD-T Templates and Rulers <i>Patricia Simons</i>
	10:00 a.m.	Q22BA-T Patchwork for Detail <i>Linda McGehee</i>	Q22BB-T Adventures of Marquettea <i>Marquettea Johnson</i>	Q22BC-T Cloth and Land <i>Leah Evans</i>	Q22BD-T Dresden Plate Quilts <i>Barbara Peterson</i>
	11:30 a.m.	Q22CA-T Demystify Color Wheel <i>Judy Gauthier</i>	Q22CB-T Gradation Play <i>Chris Lynn Kirsch</i>	Q22CC-T Piecing and Quilting <i>Denise Abel</i>	Q22CD-T Orphan Blocks <i>Eileen Daniels</i>
	1:00 p.m.	Q22DA-T Harriet's Journey <i>Jennifer Chiaverini</i>	Q22DB-T Quick and Easy Projects <i>Deanna Springer</i>		Q22DD-T Photo to Fabric! <i>Doris Deutmeyer</i>
	2:30 p.m.	Q22EA-T Caffeinated Quilting <i>Sue Heinz</i>	Q22EB-T Out of Box with Textiles <i>Marquettea Johnson</i>	Q22EC-T Tricky Triangles <i>Klaudeen Hansen</i>	Q22ED-T Become a Spiromaniac <i>RaNae Merrill</i>
	4:00 p.m.	Q22FA-T Improv Quilts and Life <i>Heidi Parkes</i>	Q22FB-T Kente Quilts <i>TaMara Howard</i>	Q22FC-T No-Hassle Triangles <i>Dana Casey</i>	Q22FD-T Fabric with Tsukineko Inks <i>Joyce Teng</i>

Friday SEPT. 9		Mendota M-4 1st floor	Mendota M-8 1st floor	Mendota M-3 1st floor	Monona MO 2nd floor
	8:30 a.m.	Q22AA-F The Journey to Quilting <i>Kaitlin Esche-Lyon</i>	Q22AB-F Art of Curves in Art Quilts <i>Maday Delgado</i>	Q22AC-F Organization for Quilters <i>Carol Wilhoit</i>	Q22AD-F Templates and Rulers <i>Patricia Simons</i>
	10:00 a.m.	Q22BA-F Patchwork for Detail <i>Linda McGehee</i>	Q22BB-F Adventures of Marquettea <i>Marquettea Johnson</i>	Q22BC-F Cloth and Land <i>Leah Evans</i>	Q22BD-F Tsukineko Inks <i>Joyce Teng</i>
	11:30 a.m.	Q22CA-F Demystify Color Wheel <i>Judy Gauthier</i>	Q22CB-F Gradation Play <i>Chris Lynn Kirsch</i>	Q22CC-F Piecing and Quilting <i>Denise Abel</i>	Q22CD-F Orphan Blocks <i>Eileen Daniels</i>
	1:00 p.m.	Q22DA-F Harriet's Journey <i>Jennifer Chiaverini</i>	Q22DB-F Quick and Easy Projects <i>Deanna Springer</i>	Q22DC-F A Story of Color <i>Karla Overland</i>	Q22DD-F Photo to Fabric! <i>Doris Deutmeyer</i>
	2:30 p.m.	Q22EA-F Caffeinated Quilting <i>Sue Heinz</i>	Q22EB-F Out of Box with Textiles <i>Marquettea Johnson</i>	Q22EC-F Entering Quilt Shows <i>Klaudeen Hansen</i>	Q22ED-F Become a Spiromaniac <i>RaNae Merrill</i>
	4:00 p.m.	Q22FA-F Quilting as Therapy <i>Heidi Parkes</i>	Q22FB-F Kente Quilts <i>TaMara Howard</i>	Q22FC-F No-Hassle Triangles <i>Dana Casey</i>	Q22FD-F What Needle Do I Use? <i>Rhonda Pierce</i>

Saturday SEPT. 10		Mendota M-4 1st floor	Mendota M-8 1st floor	Mendota M-3 1st floor	Monona MO 2nd floor
	8:30 a.m.	Q22AA-S The Journey to Quilting <i>Kaitlin Esche-Lyon</i>	Q22AB-S Art of Curves in Art Quilts <i>Maday Delgado</i>	Q22AC-S Organization for Quilters <i>Carol Wilhoit</i>	Q22AD-S Templates and Rulers <i>Patricia Simons</i>
	10:00 a.m.	Q22BA-S Patchwork for Detail <i>Linda McGehee</i>	Q22BB-S What Needle Do I Use? <i>Rhonda Pierce</i>	Q22BC-S Cloth and Land <i>Leah Evans</i>	Q22BD-S Dresden Plate Quilts <i>Barbara Peterson</i>
	11:30 a.m.	Q22CA-S Demystify Color Wheel <i>Judy Gauthier</i>	Q22CB-S Gradation Play <i>Chris Lynn Kirsch</i>	Q22CC-S Piecing and Quilting <i>Denise Abel</i>	Q22CD-S Orphan Blocks <i>Eileen Daniels</i>
	1:00 p.m.	Q22DA-S Harriet's Journey <i>Jennifer Chiaverini</i>	Q22DB-S Quick and Easy Projects <i>Deanna Springer</i>	Q22DC-S Art Quilt Embellishments <i>Laurie Ceesay Landree</i>	Q22DD-S Photo to Fabric! <i>Doris Deutmeyer</i>
	2:30 p.m.	Q22EA-S Caffeinated Quilting <i>Sue Heinz</i>	Q22EB-S How to Paper Piece <i>Mary Hertel</i>	Q22EC-S Tricky Triangles <i>Klaudeen Hansen</i>	Q22ED-S Become a Spiromaniac <i>RaNae Merrill</i>
	4:00 p.m.	Q22FA-S Improv Quilts and Life <i>Heidi Parkes</i>	Q22FB-S Kente Quilts <i>TaMara Howard</i>	Q22FC-S No-Hassle Triangles <i>Dana Casey</i>	Q22FD-S Unconventional Materials <i>Natalie Santini</i>

•THE GREAT WISCONSIN• QUILT SHOW

Wingra WI 2nd floor

Q22AE-T
Organizing Your Space
Mary Fisher

Q22BE-T
Beyond the Border
Dianne Springer

Q22CE-T
One Block, Many Ways
Rebecca Lidstrom

Q22DE-T
Show of Bags and Purses
Suzanne Myers Otto

Q22EE-T
Quilt Care and Restoration
Barbara Peterson

Waubesa WA 2nd floor

Q22AF-T
Keep on Churning
Nancy Snyder

Q22BF-T
Document Your Quilts
Darlene Habanek

Q22CF-T
What Needle Do I Use?
Rhonda Pierce

Q22DF-T
Before the War
Allison Rainboth

Q22EF-T
Template Treasures
Lori Dickman

Q22FF-T
Appliqué for Cheaters
Bobbie Bergquist

Sit & Sew Workshops Various Locations

9:00 a.m. – 12:00 p.m.

Q22WAA-T | **Serging – Table Runner**
Q22WAB-T | **Quilting with Rulers**
Q22WAC-T | **Ricky Tims' Quilt**
Q22WAD-T | **The NTNT FPP Way**
Q22WAE-T | **Quilted Zipper Clutch**

1:00 p.m. – 4:00 p.m.

Q22WPA-T | **Quilted Serger Pouch**
Q22WPB-T | **Spiral Patchwork Table Runner**
Q22WPC-T | **Simplified Two-Fabric Bargello**
Q22WPD-T | **Creating Curves**
Q22WPE-T | **Template Mania**

Hands-on Workshops Various Locations

9:00 a.m. – 12:00 p.m.

Q22HAA-T | **Stained Glass Quilt**
Q22HAB-T | **Calico Cats**
Q22HAC-T | **Designing a Spiral Quilt**
Q22HAD-T | **Art Elements in Quilt Designs**

1:00 p.m. – 4:00 p.m.

Q22HPA-T | **An Introduction to EPP**
Q22HPB-T | **Dazzling Diamond Designs**
Q22HPC-T | **The Magic of EPP**
Q22HPD-T | **Pieceful Loons**

Wingra WI 2nd floor

Q22AE-F
Organizing Your Space
Mary Fisher

Q22BE-F
Beyond the Border
Dianne Springer

Q22CE-F
One Block, Many Ways
Rebecca Lidstrom

Q22DE-F
Show of Bags and Purses
Suzanne Myers Otto

Q22EE-F
Quilt Care and Restoration
Barbara Peterson

Waubesa WA 2nd floor

Q22AF-F
Keep on Churning
Nancy Snyder

Q22BF-F
Document Your Quilts
Darlene Habanek

Q22CF-F
Exploring Colors
Shari Liesch

Q22DF-F
Before the War
Allison Rainboth

Q22EF-F
Template Treasures
Lori Dickman

Q22FF-F
Appliqué for Cheaters
Bobbie Bergquist

Sit & Sew Workshops Various Locations

9:00 a.m. – 12:00 p.m.

Q22WAA-F | **Serging – Table Runner**
Q22WAB-F | **Quilting with Rulers**
Q22WAC-F | **Ricky Tims' Quilt**
Q22WAD-F | **The NTNT FPP Way**
Q22WAE-F | **Quilted Zipper Clutch**

1:00 p.m. – 4:00 p.m.

Q22WPA-F | **Quilted Serger Pouch**
Q22WPB-F | **Spiral Patchwork Table Runner**
Q22WPC-F | **Machine Appli'Quilt**
Q22WPD-F | **Creating Curves**
Q22WPE-F | **Template Mania**

Hands-on Workshops Various Locations

9:00 a.m. – 12:00 p.m.

Q22HAA-F | **Portrait Quilt Wall Hanging**
Q22HAB-F | **Scrap It Up Party!**
Q22HAC-F | **Layers and Lines: Design**
Q22HAD-F | **Art Elements in Quilt Designs**

1:00 p.m. – 4:00 p.m.

Q22HPA-F | **An Introduction to EPP**
Q22HPB-F | **Dazzling Diamond Designs**
Q22HPC-F | **The Magic of EPP**
Q22HPD-F | **Four Season Color Fusion Trees**

Wingra WI 2nd floor

Q22AE-S
Organizing Your Space
Mary Fisher

Q22BE-S
Beyond the Border
Dianne Springer

Q22CE-S
One Block, Many Ways
Rebecca Lidstrom

Q22DE-S
Show of Bags and Purses
Suzanne Myers Otto

Q22EE-S
Quilt Care and Restoration
Barbara Peterson

Waubesa WA 2nd floor

Q22AF-S
Keep on Churning
Nancy Snyder

Q22CF-S
Exploring Colors
Shari Liesch

Q22DF-S
Quilt Shop Confidential
Gael Boyd

Q22EF-S
Template Treasures
Lori Dickman

Q22FF-S
Appliqué for Cheaters
Bobbie Bergquist

Sit & Sew Workshops Various Locations

9:00 a.m. – 12:00 p.m.

Q22WAA-S | **Serging – Table Runner**
Q22WAB-S | **Quilting with Rulers**
Q22WAC-S | **Machine Appli'Quilt**
Q22WAD-S | **To Infinity ... and Beyond!**
Q22WAE-S | **Quilted Zipper Clutch**

1:00 p.m. – 4:00 p.m.

Q22WPA-S | **Quilted Serger Pouch**
Q22WPB-S | **Spiral Patchwork Table Runner**
Q22WPC-S | **Simplified Two-Fabric Bargello**
Q22WPD-S | **EPP by Machine**
Q22WPE-S | **Tessellations Within Tessellations**

Hands-on Workshops Various Locations

9:00 a.m. – 12:00 p.m.

Q22HAA-S | **Color Confidence for Quilters**
Q22HAB-S | **Scrap It Up Party!**
Q22HAC-S | **Designing a Spiral Quilt**
Q22HAD-S | **Art Elements in Quilt Designs**

1:00 p.m. – 4:00 p.m.

Q22HPA-S | **An Introduction to EPP**
Q22HPC-S | **The Magic of EPP**
Q22HPD-S | **Pieceful Loons**

Sit & Sew

DISCOVER AND MASTER new techniques in these interactive workshops. Have fun while creating a project on a state-of-the-art sewing machine. Seating is limited, so register early! Print the Workshop Tools List and view full project photos at quiltshow.com/schedule and click on each class for more details.



BERNINA
made to create

Q22WPA | 1:00 p.m. - 4:00 p.m.
Thursday, Friday & Saturday

Nancy Bednar

Quilted Serger Pouch

Get comfortable using your serger in this hands-on class. Designed to acquaint you with basic serging techniques, this project features four-thread overlock, decorative chain stitching and a three-thread rolled edge. At the end of class you'll have a little zippered pouch for storing your serger accessories. \$35 advance plus \$25 kit fee.




JANOME
Reliability by Design

Q22WAD | 9:00 a.m. - 12:00 p.m.
Thursday & Friday

Jane Godshall

Introduction to New York Beauty – The NTNT FPP Way

New York Beauty is often thought of as a bit intimidating. In this technique class my NTNT FPP technique will conquer perfect points and spires all without pulling off paper. Pattern pieces are reusable and accuracy is increased. The block made in class will get you started. \$35 advance plus \$10 kit fee.




Husqvarna
VIKING

Q22WPC-F | 1:00 p.m. - 4:00 p.m.
Friday
Q22WAC-S | 9:00 a.m. - 12:00 p.m.
Saturday

Jenice Belling

Machine Appli'Quilt Starlite Starbrite Topper

Machine quilting and fusible layered appliqué are all completed at the same time. Learn rotary cutting, sewing wedges and pressing tips for a perfect center point. The bias binding curved edges finish this pretty 24-inch table topper or tree skirt. \$35 advance plus \$52 kit fee.



PFAFF
Perfection starts here.™

Q22WAE | 9:00 a.m. - 12:00 p.m.
Thursday, Friday & Saturday

Rose Mary Huber Pauls

Quilted Zipper Clutch

Don't be afraid of zippers! See how easy they can be with this fully lined quilted zipper clutch. You will quilt the outer fabric with easy channel quilting, then construct the lined bag with an exposed zipper that is super easy to insert. Other decorative stitch options will be presented. \$35 advance plus \$20 kit fee.



Husqvarna
VIKING

Q22WPC | 1:00 p.m. - 4:00 p.m.
Thursday & Saturday

Ruth Ann Berry

Simplified Two-Fabric Bargello

Create a classic two-fabric Bargello project with an ombre fabric and coordinating print. Ruth Ann will teach you her easy, straight-line strip piecing to create the illusion of curves in motion. Learn how to create stunning quilts full of free-form twists, turns and 3-D effects that look like Op art paintings. \$35 advance plus \$60 kit fee.



PFAFF
Perfection starts here.™

Q22WPE-S | 1:00 p.m. - 4:00 p.m.
Saturday

Marquetta Johnson

Tessellations Within Tessellations

Teaching artist and quilter, Marquetta Johnson leads participants on a journey to discover how quilters use mathematics in every aspect of their artwork. Highlighting STEAM/STEM connections, this workshop focuses on tessellations, revealing how quilters use simple geometric shapes to create quilts that exhibit complexity and beauty. Participants of all ages are welcome. \$35 advance plus \$10 kit fee.



Q22WPD | 1:00 p.m. - 4:00 p.m.
Thursday & Friday

Chris Lynn Kirsch

Creating Curves

Quilts with arcs and circles are exciting, but what if you don't like piecing curves? Join this class and learn innovative ways to add curves to your quilts. Kits will be provided to make samples of many fun techniques. \$35 advance plus \$20 kit fee.

JANOME
Reliability by Design




Q22WAB | 9:00 a.m. - 12:00 p.m.
Thursday, Friday & Saturday

Nina McVeigh

Quilting with Rulers

Create a 14-inch tote bag while learning how to use quilting rulers at a domestic machine. Learn how to handle the ruler while moving your project. Explore the design possibilities using straight and curved rulers. Create block designs as well as designs that will work well as borders. \$35 advance plus \$30 kit fee.

BERNINA
made to create



Q22WAC | 9:00 a.m. - 12:00 p.m.
Thursday & Friday

Bill Hoernke

Ricky Tims' Harmonic Convergence Quilt

Learn how to make a Harmonic Convergence Quilt as created by Ricky Tims. Bill will lead you through the steps to make a wall size quilt project. This class is suitable for all levels of quilters — including beginners — though some quilt piecing basics are preferred. \$35 advance plus \$12 kit fee.

Husqvarna
VIKING



Q22WAD-S | 9:00 a.m. - 12:00 p.m.
Saturday

Karla Overland

To Infinity ... and Beyond!

Oh, those beautiful Cherrywood bundles of color! Wouldn't it be nice if the gorgeous hand-dyed color gradation just went on and on to infinity? That was Karla's inspiration to create her technique using NO rulers, NO scissors, NO pins and NO batting. \$35 advance plus \$106 kit fee.

JANOME
Reliability by Design



Q22WAA | 9:00 a.m. - 12:00 p.m.
Thursday, Friday & Saturday

Pam Mahshie

Fall In Love With Serging — Table Runner

Create a beautiful table runner! Experience the many ways sergers can enhance your sewing and quilting journey — all while adding an element of surprise created by using a heavier decorative thread. Even if you have never serged before, come and experience just how easy serging can be on the BERNINA L890. \$35 advance plus \$35 kit fee.

BERNINA
made to create



Q22WPE | 1:00 p.m. - 4:00 p.m.
Thursday & Friday

Patricia Simons

Template Mania

Ready to join the latest craze of using templates on your home machine? Acquired a template or two, but are not quite sure what to do with it? Patricia walks you through using templates in your next quilting project. Learn to use circles, arcs and straight lines to create wonderful designs. \$35 advance, no kit fee.

PFAFF
Perfection starts here.™



Q22WPB | 1:00 p.m. - 4:00 p.m.
Thursday, Friday & Saturday

Linda McGehee

Spiral Patchwork Table Runner

Discover the simplicity of spiral piecing. This easy-going class has no points to match! With all straight stitching, this project is very basic yet looks more involved than it really is. Stitch the strips into a tube to form the angle. Then quilt the layers and finish with binding around the edge. \$35 advance plus \$35 kit fee.

BERNINA
made to create



Q22WPD-S | 1:00 p.m. - 4:00 p.m.
Saturday

Carol Wilhoit

English Paper Piecing by Machine

English Paper Piecing by machine is fast! Learn how to make and complete two hexagon projects — a table topper and a mug rug — entirely by machine. Pasting fabric to papers, joining the fabrics and finishing will all be done by machine. The techniques are applicable to other English Paper Pieced projects, too. \$35 advance plus \$20 kit fee.

JANOME
Reliability by Design

Hands-On

REGISTER FOR ONE OR MORE of our hands-on workshops covering topics such as hand quilting, surface design, art quilting and quilt design. No sewing machines needed. Print the Workshop Tools List and view full project photos at quiltshow.com/schedule and click on each class for more details.




Q22HAA-T | 9:00 a.m. - 12:00 p.m.
Thursday

Bobbie Bergquist

Stained Glass Quilt Technique

Love stained glass? No need for raw edge, registration marks, paper piecing, satin stitch, fusible web, piecing, reverse appliqué or needle turn. Instead, we'll use a bias tape that allows you to sew and quilt at the same time — reducing stitching by half! Fun, simple and great for any quilter from beginner to advanced.



Q22HAB | 9:00 a.m. - 12:00 p.m.
Friday & Saturday

Lori Dickman

"Speedy Solutions" Scrap It Up Party!

Learn "speedy" methods to cut, sort, organize and store your fabric scraps! Stuff a tote full of scrap remnants and bring them to class. Using Lori's "Speedy Solutions to Cut & Organize Your Scraps" techniques, learn to get your scraps ready to make gorgeous scrappy quilts the "Speedy Way!" \$30 advance, no kit fee.



Q22HAA-F | 9:00 a.m. - 12:00 p.m.
Friday

Laurie Ceesay Landree

Make A Face! Portrait Quilt Wall Hanging

This class explores creating a raw edged, fused appliqué female portrait using Laurie Ceesay Landree's pattern. Start with a fat quarter background and add hair, facial features and neckline appliqué pieces to create a spontaneous 18" x 22" portrait wall hanging. We will review quilting and embellishment examples as inspiration to finish at home. \$30 advance plus \$15 kit fee.



Q22HPA | 1:00 p.m. - 4:00 p.m.
Thursday, Friday & Saturday

Jane Godshall

Introduction to English Paper Piecing

This workshop offers Jane's tips, tricks and techniques for EPP. Included within each kit will be various shapes and sizes to try out: hexagons, diamonds, pentagons and star point. Whether you choose contemporary or traditional fabrics, this is a time-honored technique that is a great skill to add to your quilting toolbox. \$30 advance plus \$10 kit fee.



Q22HAA-S | 9:00 a.m. - 12:00 p.m.
Saturday

Laurie Ceesay Landree

Color Confidence for Quilters

Learn how to become confident in selecting your own fabrics for new projects or using your stash for making more aesthetically pleasing and original quilts. A take home booklet will be used with instructor's fabrics for swatches to visually demonstrate the color wheel, warm and cool colors, value, and fabric scale. Examples will be utilized. \$30 advance plus \$16 kit fee.



Q22HPC | 1:00 p.m. - 4:00 p.m.
Thursday, Friday & Saturday

Gwen Lynn Hanvy

The Magic of English Paper Piecing

Known to her local guild as the Hexie Queen, Gwen teaches class participants basic steps of English Paper Piecing and takes the technique one step further by playing with fabric choices to gain understanding of how this relaxing, portable, and centuries-old method of quilting enhances designs with fussy cutting. \$30 advance plus \$15 kit fee.



Q22HPD | 1:00 p.m. - 4:00 p.m.
Thursday & Saturday

Julie Luoma

Pieceful Loons

Start with templates to make beautiful loons and lush trees, then Julie guides your creativity to create a wall hanging or quilt center. The basic background is 18" x 42" but can be reduced if desired. See a demonstration for a very easy quilting method. Fabric will be provided in the class kit. \$30 advance plus \$55 kit fee.



Q22HAD | 9:00 a.m. - 12:00 p.m.
Thursday, Friday & Saturday

Kathleen Rountree

Using the Elements of Art in Your Quilt Designs

Play with color, rhythm, contrast, dimension and perspective. Class will use colored paper and fabric to create improvisational pieces incorporating elements and principles of art that strengthen quilt designs. Great for students who have little or no formal art training. \$30 advance plus \$30 kit fee.



Q22HAC-F | 9:00 a.m. - 12:00 p.m.
Friday

RaNae Merrill

Layers and Lines: How to Create a Quilting Design

Layers and Lines answers the question, what to quilt where. We will begin with four concepts: story, layers, lines and contrast. Together we'll work through a variety of simple, hands-on drawings that will teach you how to use these concepts to create a quilting design. Bring quilt tops to class for suggestions. \$30 advance, no kit fee.



Q22HAB-T | 9:00 a.m. - 12:00 p.m.
Thursday

Joyce Teng

Over the Rainbow with Calico Cats

Join Joyce as she leads you on a whimsical journey through inks and stencils on a piece of white fabric. The color blending and shading methods shared during class will allow you to produce dramatic layered stencil effects and soft rainbow color gradients. Your knowledge and inspiration will be expanded. \$30 advance plus \$30 kit fee.



Q22HAC | 9:00 a.m. - 12:00 p.m.
Thursday & Saturday

RaNae Merrill

Designing a Simply Amazing Spiral Quilt

Learn design techniques for creating your own unique and original spiral quilts. The possibilities range from traditional to modern. We'll experiment with combinations of spirals to explore "seeing between the blocks," flow forms, color, value and symmetry. The focus of the class is design — there is no sewing. \$30 advance plus \$10 kit fee.



Q22HPD-F | 1:00 p.m. - 4:00 p.m.
Friday

Joyce Teng

Four Season Color Fusion Trees

Start with blank white fabric and finish with a lyrical set of new collage style, non-traditional, seasonal trees. You'll learn how to create gradient backgrounds and richly hued stenciled images. Discover how to create depth in your compositions. You'll also learn how to compose your design and make your own one-of-a-kind border material. \$30 advance plus \$30 kit fee.



Q22HPB | 1:00 p.m. - 4:00 p.m.
Thursday & Friday

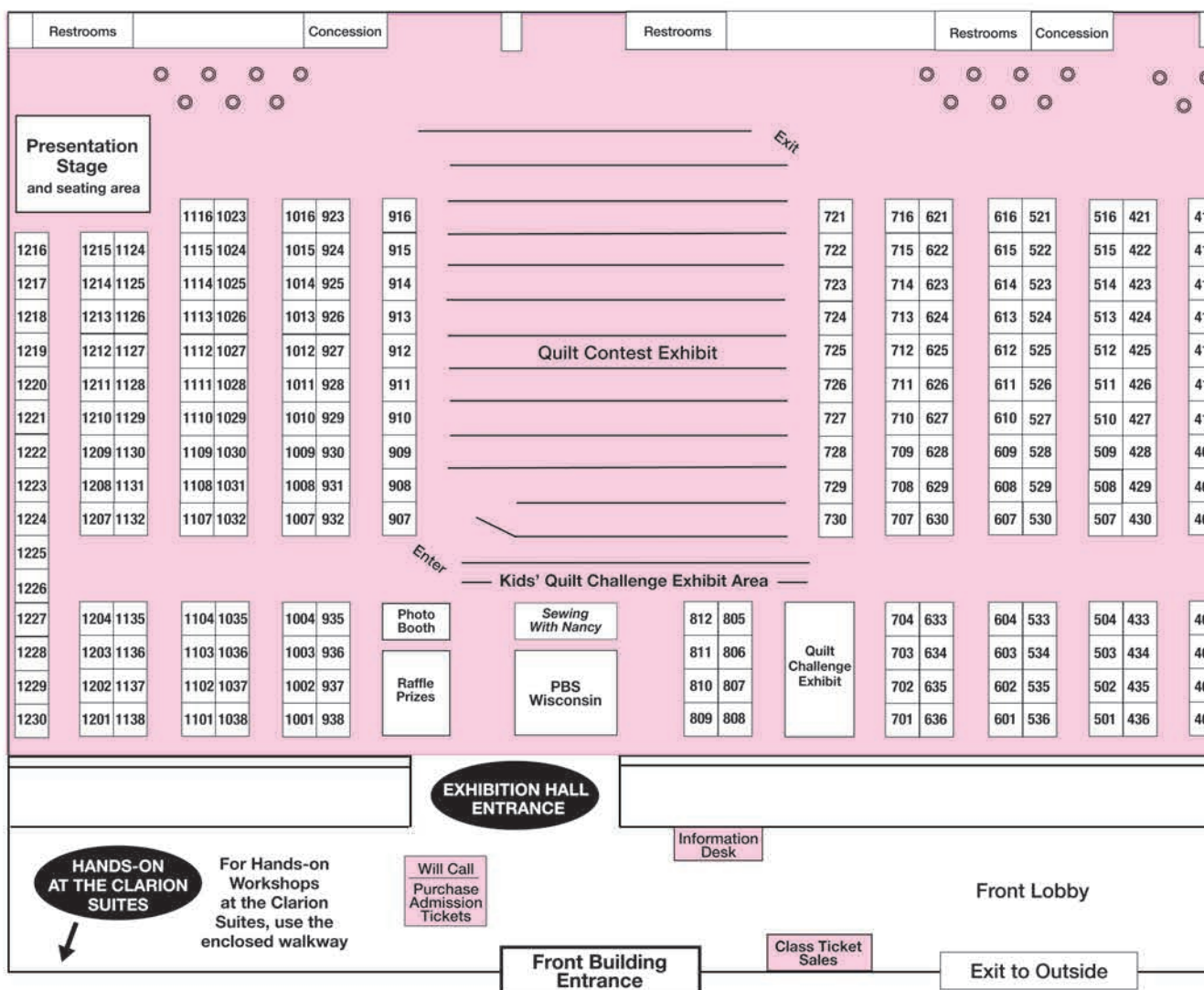
Laura Murray

Dazzling Diamond Designs

Love the tumbling block design but not precision piecing challenges? Learn Laura's easy layered fusible appliqué technique requiring no sewing, plus get hands-on experience with easy Paintstik rubbings using 60 degree diamond-shaped rubber stamps. Students may choose from several design options to complete a washable design in class. \$30 advance plus \$25 kit fee.



Vendor List & Event Map



Vendor/Booth Number

All About Color Quilting.....	725-26
American Sewing Guild - Madison Chapter	1029
Ana's Sewing Studio/Brother	621-23, 714-16
Ardyth's Sew N Vac/Janome	633-36
Arrow/The Electric Needle	1031-32, 1107
Aurifil	507-08
Back Door Quilts.....	929-30
Barbara's Antique Button & Steampunk Jewelry	421
Beauty of Pandau Hmong.....	721
BERNINA/Linda Z's Sewing Center	533-36, 601-04
BERNINA/Primitive Gatherings.....	1135-38, 1201
Block Party Studios, Corp.....	121-23
Blue Bar Quilts	704
Charming Affair, A.....	614-16
Cherrywood Hand Dyed Fabrics	115-16
Classy American Design Walls	910-11
Cottage Rose, The - Pattern Originals	1108-09
Country Keepsakes	1114-16
CraftOptics	404
Crimson Tate	931-32
Cutterpillar, LLC.....	1110

Debbie's Quilt Shop & Gifts.....	309-10
Dianne Springer Designs	435-36
Different Box of Crayons, A.....	313-14
Downtown Madison Information Ambassadors.....	410
Eurosteam Iron	333
Expressions in Threads.....	107-09
Fabric2go.com.....	1207
Fabrications by Doris	1124-25
Free-Motion Mastery in a Month/ RaNaee Merrill Quilt Design	909
From my heart to your hands.....	1219-20
Full Line Stencil by Nancy Creations.....	236
G&P Trading	1126-27
Gammill.....	608-11
Global Artisans	916
Good With Sugar.....	426
Granny's Legacy	130
Graphic Impressions/The Toy Department	214-16
Great Lakes Professional Machine Quilters Assoc. (GLPMQA).....	723
Great Wisconsin Quilt Show Raffle	835-38, 901-04

GSAFE Wrap Yourself in a Rainbow Quilt & Fiber Art Auction	1002
Handi Quilter/Quilting Connection, The	233-34, 303-04
Heart Creek Farm Creations	912
Heidi Parkes	607
Hope 2 Others, Inc.....	523
Hotfix Adhesive	923
Husqvarna Viking/The Electric Needle	1101-04
Ilene Bartos Designs	1128-29
In the Wool.....	525-26
Innova/Country Loft Quilt & Design	133, 204
J J Stitches	224-25
Joanie Zeier Poole	82
JUKI America, Inc.....	626-27
June Tailor, Inc.....	513-14
Kai Scissors	416
Laura Murray Designs.....	527-28
Leah Evans Textiles	403
Liberty Homestead	1221-22
Linda Z's/Quilting Notions.....	501-02
Lucky Quilt Company.....	401
Lucy in the Sky Quilts	423

Special Evening Events

Lil Rev

Scraps of Quilting Music

Enjoy a heartwarming, one-man musical show, born from a passion for all things timeless and rooted. This ode to the American quilting tradition celebrates the untold number of quilters who let their stitches tell their stories. These gifts of patience touch everyone's lives, from providing a little piece of home to a soldier in the thick of war, to giving warmth to a family in the thick of winter.

After hearing Woody Guthrie sing "I Ain't Got No Home" when I was 14, I had to have an acoustic guitar! More importantly, Woody posed a question in his, "What does it mean to be an American?" This is the same question that I'll spend the rest of my life trying to answer in story and song. - Lil Rev

6 p.m. | \$20 in advance


EVENT #Q22SE6-T

THURSDAY
6 p.m.



Jennifer Chiaverini

An Evening with Jennifer Chiaverini



Join Madison's own internationally best-selling author, Jennifer Chiaverini, for a special presentation celebrating her beloved *Elm Creek Quilts* series and her acclaimed historical novels, including several with Wisconsin ties. Enjoy a reading from her most recent historical novel, *Switchboard Soldiers*, participate in an informal question-and-answer session,

and discover what exciting adventures Jennifer has in store for her readers next.

6 p.m. | \$20 in advance

EVENT #Q22SE6-F

FRIDAY
6 p.m.



Stage Presentations

		Thursday, SEPT. 8	Friday, SEPT. 9	Saturday, SEPT. 10
Stage Presentation SCHEDULE Free with the cost of admission	9:15 a.m.	It's All in the Details: Tools and Tips for Machine Quilters <i>Joanie Zeier Poole</i>	It's All in the Details: Tools and Tips for Machine Quilters <i>Joanie Zeier Poole</i>	It's All in the Details: Tools and Tips for Machine Quilters <i>Joanie Zeier Poole</i>
	10:15 a.m.	The Quarantine Quilts Community Art Project <i>Melissa Wraalstad</i>	The Quarantine Quilts Community Art Project <i>Melissa Wraalstad</i>	The Quarantine Quilts Community Art Project <i>Melissa Wraalstad</i>
	11:15 a.m.	Camo Quilt Project <i>Linda Weick</i>	Quilts of Valor	Kids' Quilt Challenge Presentation
	12:15 p.m.	You've Got a Friend Named Elmer <i>Sue Heinz</i>	You've Got a Friend Named Elmer <i>Sue Heinz</i>	You've Got a Friend Named Elmer <i>Sue Heinz</i>
	1:15 p.m.	Janome	Janome	Janome
	2:15 p.m.	Hand Yoga for Quilters <i>Heidi Parkes</i>	Hand Yoga for Quilters <i>Heidi Parkes</i>	
	3:15 p.m.	Ana's Sewing Studio	Ana's Sewing Studio	Mixed Media for Quilters <i>Joyce Teng</i>
	4:15 p.m.	Gadgets and Gizmos: Confessions of a Gadget Girl <i>Pam Hughes</i>	Gadgets and Gizmos: Confessions of a Gadget Girl <i>Pam Hughes</i>	Gadgets and Gizmos: Confessions of a Gadget Girl <i>Pam Hughes</i>
	5:15 p.m.	Quilt Any Design with Six Basic Shapes <i>RaNae Merrill</i>	Quilt Any Design with Six Basic Shapes <i>RaNae Merrill</i>	

Appraisals

by Carol Butzke
and Allison Rainboth

DAILY
9 a.m. - 5 p.m.

For \$55, you will receive a professionally written document for each quilt appraised. Information regarding your appraisal is held in trust between you and the appraiser. A separate appointment is needed for each quilt you wish to have appraised. The average appraisal will take approximately 30 minutes per item.

And, for the first time at The Great Wisconsin Quilt Show, attendees can sit and watch live appraisals! Join us as we learn from our expert quilt appraisers.

APPRAISALS BY APPOINTMENT ONLY.

Quilt Appraisal Stage, Exhibition Hall

LIMITED AVAILABILITY: REGISTER AT QUILTSHOW.COM

T-Shirts



Pre-order Quilt Show T-shirts and Totes

Show your support for the event by purchasing a 100% cotton, purple crewneck or a pink V-neck T-shirt — available in sizes S-XXXL. And carry all your Quilt Show goodies in a 100% cotton canvas, pink tote bag with natural-color handles.

T-shirts and tote bags are \$25 each, which includes sales tax and a \$5 shipping fee per item. Purchase yours at quiltshow.com.

T-shirts and tote bags will also be available at the PBS Wisconsin booth during The Great Wisconsin Quilt Show.

RECEIVE THE VIP TREATMENT



We're offering 100 VIP tickets on a first-come, first-served basis. VIP ticket holders receive:

- One three-day Great Wisconsin Quilt Show ticket.
- A Great Wisconsin Quilt Show tote bag.
- Early access to the quilt exhibit at 8 a.m. on Thursday morning with coffee and tea.
- A Great Wisconsin Quilt Show travel mug.
- A commemorative Great Wisconsin Quilt Show VIP badge with a lanyard.
- A Great Wisconsin Quilt Show pin.
- Quilting patterns from Nancy Zieman Productions.
- One entry into a drawing to win a new Bernette b05 Academy Sewing Machine ... and more!

Great Wisconsin Quilt Show VIP tickets cost \$100 per person. Purchase yours at QUILTSHOW.COM/TICKETS

Quilt to Give

DAILY
9 a.m. - 3 p.m.
in the Atrium

Share your love of quilting by joining our community service project, a collaborative effort led by PBS Wisconsin Education. This year, you can help create a warm welcome for refugee children being resettled in Wisconsin. Your quilt will be included in a welcome package for our new neighbors alongside PBS KIDS educational materials and distributed to families in their new communities throughout the year.

bernette

SWISS DESIGN

Here's how to participate:

- Plan 30 minutes or more to sit and sew.
- Donate fabric in bright colors: 1/4 yd. or more.
- Donate a new, finished quilt (lap-sized or larger).

Review the quilting process ahead of time at nancyzieman.com/blog/quilt-to-give.



Quilt Exhibits

QUILT Contest



AWARD-WINNING QUILTS ON DISPLAY

Take a walk through this outstanding exhibit of award-winning quilts! Study the stitches, take in the designs and become inspired by the amazing 2021-22 Great Wisconsin Quilt Show Quilt Contest winners.

The Quilt Show Quilt Contest is a juried-and-judged contest in 10 categories, plus Best of Show and Viewers' Choice.

BEST OF SHOW \$1,500 PRIZE

Plus, these cash prizes awarded in each category

1ST PLACE	\$500
2ND PLACE	\$300
3RD PLACE	\$200



PBS Wisconsin

@create

PBS Wisconsin Friends

sewing with
nancy

PBS Wisconsin GARDEN & LANDSCAPE EXPO

NANCY ZIEMAN The Blog
Sew-Quilt-Create PRODUCTIONS

NANCY ZIEMAN
Sew-Quilt-Create PRODUCTIONS

clover

CONTEST Sponsors

Nancy Ziemann
SEWING STUDIO

FEATURED Exhibit

Uncovered: The Ken Burns Collection

America's storyteller, documentary filmmaker Ken Burns has collected handmade quilts since the 1970s. On loan from his private collection, this exhibit showcases 26 historic American quilts, dating from the 1850s to the 1940s. These delicate artifacts not only tell stories from our history, but share the spirit of people who lived it. Don't miss your chance to explore this beautiful exhibit, which celebrates quilting as part of our identity.



- Quilts from *Elm Creek Quilts* Presented by Jennifer Chiaverini
- Leah Evans' Quilts • Heidi Parkes' Quilts • Marquette B's Quilting
- The Great Wisconsin Quilt Show's Modern Mini Quilt Challenge, Botanical Quilt Challenge and Kids' Quilt Challenge • "My" State Fair: Sun Prairie Quilters
- The DIANA Diamond Quilt Exhibit Presented by Cherrywood Hand Dyed Fabrics
- Wisconsin Museum of Quilts & Fiber Arts — Quarantine Quilt Community Art Project

SPECIAL Exhibits

Sponsors



**2022 QUILT
Challenge**

Celebrating 40 Years of *Sewing With Nancy* Quilt Challenge

Each year The Great Wisconsin Quilt Show hosts a themed challenge. This year celebrates the 40th anniversary of *Sewing With Nancy*, television's longest-running series about sewing. For so many of us, host Nancy Zieman not only became our brilliant instructor, but a dear friend. View this brand-new exhibit showcasing beautiful quilts inspired by *Sewing With Nancy*.

**PREMIER
EVENT
Sponsors**

PFAFF
Perfection starts here.™

Husqvarna

VIKING®

**ASSOCIATE
EVENT
Sponsors**

BERNINA
made to create



JANOME
Reliability by Design



brother
at your side



Plan Your

Driving Directions

The **Alliant Energy Center** is located on the southern edge of Madison, just off Hwy. 12/18 (Beltline) at **1919 Alliant Energy Center Way**, on John Nolen Dr., between Olin Ave. and Rimrock Rd. From the Beltline, the big white dome roof of the Coliseum building is easy to recognize.
alliantenergycenter.com | 608.267.3976

Alliant Energy Center parking fees not included in admission

Get Tickets

Advance tickets are available at the following retail establishments.

Appleton	Ana's Sewing Studio
Arlington Heights, Ill.	Linda Z's Sewing Center
Baraboo	Ardyth's Sew N Vac/Janome
Beaver Dam	Mill House Quilts
Beaver Dam	Nancy Zieman Sewing Studio
Brookfield	Moleta: Artisanal Sharpening
Darlington	Pins & Pieces Quilt Shop
Delavan	The Stitchery
Elm Grove	Bigsby's Sewing Center
Green Bay	Ana's Sewing Studio
Larsen	Primitive Gatherings
Madison	M&R Sewing and Vacuum
Madison	The Electric Needle
Marshfield	Quilt Kits & Beyond, LLC
Middleton	Blue Bar Quilts
Mukwonago	Quilt-agious
Pearl City, Ill.	Yellow Creek Quilt Designs
Racine	Sew 'n Save of Racine
Reedsburg	Quintessential Quilts
Sun Prairie	J J Stitches
Waunakee	Mill House Quilts
Wausau	Ana's Sewing Studio

Quilt Show Bus Tours

Organize a Bus Trip and Save!

Call **866.297.6545** or visit **quiltshow.com/PlanYourVisit** to learn more about planning an exciting fall getaway for your group. Group rates available.



Stay in Madison

Need a Hotel?

We have secured discounted room rates at several local hotels. To learn more about The Great Wisconsin Quilt Show hotel block and how to make a room reservation, visit **quiltshow.com/PlanYourVisit**

connect with us



quiltshow.com



facebook.com/quiltshow



twitter.com/quiltshow



instagram.com/quiltshow

#WisconsinQuiltShow



Visit

WELCOME TO MADISON, a fun and friendly city located among beautiful lakes and parks. Home to the State Capitol, University of Wisconsin-Madison and many unique attractions, Madison is pleased to host The Great Wisconsin Quilt Show, presented by PBS Wisconsin and Nancy Zieman Productions.

Volunteer

Interested in volunteering at The Great Wisconsin Quilt Show?

Please visit our website for detailed volunteer opportunities or call 608.265.4436.

quiltshow.com/volunteer



PBS Wisconsin Booth

Visit the PBS Wisconsin booth to purchase Quilt Show T-shirts and tote bags, raffle tickets and more.

Raffle tickets are \$2 each or three for \$5, available on-site only. Raffle proceeds support PBS Wisconsin.



Register

ADVANCE ADMISSION:
\$8 daily, \$13 two-day,
\$16 three-day

AT-THE-DOOR ADMISSION:
\$10 daily, \$15 two-day, \$18 three-day

LECTURES:
\$10 per lecture in advance (\$12 on-site),
unless otherwise noted; see pp. 4–11 for details

WORKSHOPS:
\$30–\$35 in advance (\$2 more on-site),
plus kit/pattern fee; see pp. 12–15 for details

SPECIAL EVENING EVENTS:
\$20 in advance (\$22 on-site); see p. 18 for details

SAVE \$5*

Register online at
quiltshow.com and
registration fee is waived.

REGISTER TODAY AND SAVE! HERE'S HOW:

.....

Purchase discount advance admission tickets **PLUS** register for lectures, workshops and more. Advance registration begins Mon., July 11 and is available through September 6.

ONLINE: QUILTSHOW.COM

PHONE: 866.297.6545 (TOLL FREE)
M-F, 9 a.m.–5 p.m. CDT

.....

*A \$5 registration fee will be added to each phone registration. Admission ticket allows entrance to quilt displays, stage presentations and vendor mall. Remember: lecture, workshop and evening event fees are in addition to the advance admission ticket. Parking fees are paid separately at the Alliant Energy Center entrance gate.



821 University Ave.
Madison, WI 53706



REGISTER EARLY AND SAVE!

quiltshow.com

**JOIN US SEPT. 8-10
IN MADISON**

